

FILED
at 11:35 o'clock A M

SEP 25 2017

PAULETTE WILLIAMS
COUNTY CLERK, LIBERTY COUNTY, TEXAS
Adrian D. Driver DEPUTY

AFFIDAVIT

THE STATE OF TEXAS
COUNTY OF LIBERTY

RE: Monthly Report of the County Treasurer, For the Month Ended July 31, 2017


The Monthly Report of the County Treasurer includes, but is not limited to, money received and disbursed; debts due to and owed by the county; and all other proceedings in the Treasurer's office that pertain to the financial standing of Liberty County. [LGC §114.026(a)(b)]

The County Treasurer's books and the Auditor's general ledger agree. The bank statements have been reconciled and any adjustments have been noted. This affidavit must state the amount of the cash and other assets that are in the custody of the County Treasurer at the time of examination. [LGC §114.026(d)]

TOTAL CASH AND INVESTMENTS HELD BY THE TREASURER ON JULY 31, 2017


\$26,757,573.86

Therefore, Kim Harris, Liberty County Treasurer, who being fully sworn, upon oath states that the aforementioned monthly report is true and correct to the best of her knowledge.
Filed with accompanying reports this, the 12th day of September, 2017.



Kim Harris, CPA, Liberty County Treasurer

The Monthly Report of the County Treasurer has been submitted for audit. The cash balances agree with the records of the County Auditor, as reconciled. [LGC §114.026(b)]




Dwayne Gott, CPA, Liberty County Auditor

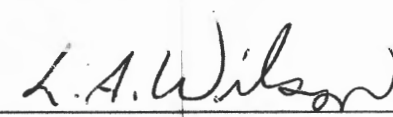
At the regular meeting of the Commissioners' Court on September 12, 2017, Kim Harris, Liberty County Treasurer, presented the Treasurer's Report for the month ended July 31, 2017 for the inspection of the court. After reviewing the Treasurer's Report and having taken reasonable steps to ensure its accuracy, we, the undersigned members of the court, hereby approve the report, subject to independent auditors' review. We hereby affirm that the report complies with the statutes as referenced, and request that it be filed with the official minutes of this meeting. [LGC §114.026(c) and (d)]



Jay Knight, County Judge

Bruce Karbowski, Commissioner, Pct. 1

Greg Arthur, Commissioner, Pct. 2

James 'Boo' Reaves, Commissioner, Pct. 3

Leon Wilson, Commissioner, Pct. 4

***Monthly Report of County Treasurer
For the Month Ended July 31, 2017***

***Prepared and submitted by Kim Harris, CPA
Liberty County Treasurer***

Monthly Report of County Treasurer
Prepared by Kim Harris, CPA, Liberty County Treasurer

Index to Report

	<u>Page</u>
<u>Section 1 - Cash Flow</u>	
Statement of Cash Receipts and Disbursements	
General Fund	1 - 3
Special Funds	4
Bank Collateral	
First Liberty National Bank	5
Prosperity Bank	6
Bond Indebtedness	7
<u>Section 2 - Investments</u>	8
<u>Section 3 - Benefits & Insurance</u>	9
<u>Section 4 - Receipt Register</u>	10-23
<u>Section 5 - Leave Liability Report</u>	24-39
<u>Section 6 - Check Register</u>	40-50

Section 1 – Cash Flow

Statement of Cash Receipts and Disbursements

Liberty County, Texas - General Fund
Combined Statement of Cash Receipts and Disbursements
For the Month Ended July 31, 2017

<u>Account Name</u>	<u>Balance 6/30/2017</u>	<u>Cash Receipts</u>	<u>Cash Disbursements</u>	<u>Balance 7/31/2017</u>
<u>GENERAL FUND</u>				
Cash	12,640,467.34	1,408,392.01	(2,414,113.29)	11,634,746.06
<u>DISTRICT ATTORNEY FUND</u>				
Cash	48,773.06	3,150.00	(23,246.41)	28,676.65
<u>DISTRICT ATTORNEY PROGRAMS</u>				
Cash - Special Investigative	925,036.02	0.00	(4,147.59)	920,888.43
Cash - Welfare Fraud	1,736.85	0.00	0.00	1,736.85
Cash - Crime Prevention	199.30	0.00	0.00	199.30
	926,972.17	0.00	(4,147.59)	922,824.58
<u>ROAD & BRIDGE FUND</u>				
Cash	4,801,184.23	190,590.85	(769,644.87)	4,222,130.21
<u>CHILD CRIMES SPEC. INV. GRANT</u>				
Cash	0.00	0.00	0.00	0.00
<u>VICTIMS ASSISTANCE COORDINATOR</u>				
Cash	(16,838.60)	26,001.47	(15,813.86)	(6,650.99)
<u>LAND ACQUISITION ROW</u>				
Cash	1,223,765.52	35,830.00	0.00	1,259,595.52
<u>ELECTION SERVICE CONTRACT</u>				
Cash	26,594.13	0.00	0.00	26,594.13
<u>RECORDS MANAGEMENT - COUNTY CLERK</u>				
Cash	537,721.74	17,506.52	(9,899.73)	545,328.53
<u>DISTRICT CLERK - TDCJ ACCOUNT</u>				
Cash	16,213.06	0.00	0.00	16,213.06
<u>LAW LIBRARY FUND</u>				
Cash	2,495.28	16,398.37	(117.26)	18,776.39
<u>JP TECHNOLOGY FUND</u>				
Cash	134,588.76	1,911.20	(759.86)	135,740.10
<u>CO. & DIST. CLERK TECHNOLOGY</u>				
Cash	15,717.96	182.12	0.00	15,900.08
<u>COURT RECORD PRESERVATION</u>				
Cash	88,801.00	1,280.00	0.00	90,081.00
<u>CSCD - CIVIL FEES</u>				
Cash	16,633.15	2,248.00	(5,152.84)	13,728.31
<u>CO. ATTY. - PRE-TRIAL DIVERSION</u>				
Cash	202,122.03	3,300.00	0.00	205,422.03

Liberty County, Texas - General Fund
Combined Statement of Cash Receipts and Disbursements
For the Month Ended July 31, 2017

<u>Account Name</u>	<u>Balance 6/30/2017</u>	<u>Cash Receipts</u>	<u>Cash Disbursements</u>	<u>Balance 7/31/2017</u>
<u>HOMELAND SECURITY PROGRAM</u>				
Cash	0.00	0.00	0.00	0.00
<u>ADULT GANG INVESTIGATOR GRANT</u>				
Cash	5,081.62	21,087.97	(34,835.72)	(8,666.13)
<u>DISTRICT CLERK CHILD SUPPORT</u>				
Cash	20,052.94	2,540.34	(1,507.42)	21,085.86
<u>SECURITY FEE</u>				
Cash	66,887.70	4,694.40	(4,593.20)	66,988.90
<u>DISTRICT CLERK RECORDS MANAGEMENT</u>				
Cash	48,566.05	1,319.49	0.00	49,885.54
<u>COMMISSIONER'S COURT RECORDS MANAGEMENT</u>				
Cash	221,451.44	1,873.12	(360.00)	222,964.56
<u>CONSTABLES FORFEITURE FUND</u>				
Cash	39,038.31	0.00	0.00	39,038.31
Cash - Seizure	474.40	0.00	0.00	474.40
	39,512.71	0.00	0.00	39,512.71
<u>COUNTY SHERIFF</u>				
Cash - Forfeitures	125,520.24	0.00	0.00	125,520.24
Cash - Seizure	86,555.46	0.00	0.00	86,555.46
Cash - Special Investigative	0.00	0.00	0.00	0.00
	212,075.70	0.00	0.00	212,075.70
<u>DARE CONTRIBUTIONS</u>				
Cash	7,928.40	0.00	(248.00)	7,680.40
<u>DA FEDERAL FORFEITURE</u>				
Cash	26,384.31	0.00	0.00	26,384.31
<u>SHERIFF'S GRANTS</u>				
Cash	31,045.00	0.00	0.00	31,045.00
<u>CDBG GRANT #12-219-000-5519</u>				
Cash	1,891.85	0.00	(71,172.03)	(69,280.18)
<u>CDBG GRANT #13-307-000-7582</u>				
Cash	84,663.70	0.00	0.00	84,663.70
<u>CDBG GRANT #13-307-000-7583</u>				
Cash	4,411.50	0.00	(4,411.50)	0.00
<u>GLO CONTRACT #13-314-000-7601</u>				
Cash	(74,936.48)	23,011.89	(60,230.26)	(112,154.85)

Liberty County, Texas - General Fund
Combined Statement of Cash Receipts and Disbursements
For the Month Ended July 31, 2017

<u>Account Name</u>	<u>Balance 6/30/2017</u>	<u>Cash Receipts</u>	<u>Cash Disbursements</u>	<u>Balance 7/31/2017</u>
<u>C.O. SERIES 2008</u>				
Cash	3,739,390.59	659.08	0.00	3,740,049.67
<u>TDA #713290 HARDIN WS</u>				
Cash	3,300.00	0.00	(3,300.00)	0.00
<u>TDHCA #70090006</u>				
Cash	(0.00)	0.00	0.00	(0.00)
<u>FEMA Road & Bridge Projects</u>				
Cash	20,083.40	0.00	0.00	20,083.40
<u>GRANT - DRS #10099</u>				
Cash	57,236.57	3,137.50	(68,771.32)	(8,397.25)
<u>COUNTY OFFICIALS FUND</u>				
Cash	419,036.85	6,248.94	(3,347.52)	421,938.27
<u>STATE COURT COST FUND</u>				
Cash	255,957.30	74,847.73	(2,642.10)	328,162.93
<u>COUNTY ATTORNEY CHECK COLLECTIONS</u>				
Cash	31,739.38	590.00	(147.18)	32,182.20
<u>OLD RIVER DRAINAGE DISTRICT #1</u>				
Cash	937,472.81	8,798.72	(21,486.70)	924,784.83
<u>JUVENILE PROBATION</u>				
Cash	22,482.91	33,728.00	(60,310.29)	(4,099.38)
<u>DA SEIZURES</u>				
Cash	5,733.03	0.00	0.00	5,733.03
<u>GRAND TOTALS</u>	<u>26,852,660.11</u>	<u>1,889,327.72</u>	<u>(3,580,258.95)</u>	<u>25,161,728.88</u>

Liberty County, Texas - Special Funds
Combined Statement of Cash Receipts and Disbursements
For the Month Ended July 31, 2017

<u>Account Name</u>	<u>6/30/2017 Balance</u>	<u>Cash Receipts</u>	<u>Cash Disbursements</u>	<u>7/31/2017 Balance</u>
<u>DEBT SERVICE</u>				
Cash	1,757,051.76	39,387.99	(1,484,133.75)	312,306.00
<u>BENEFITS & INSURANCE</u>				
Cash	411,936.09	467,347.03	(254,390.79)	624,892.33
<u>CS & CD PROGRAMS</u>				
Cash	709,494.82	93,027.99	(165,525.80)	636,997.01
<u>PAYROLL CLEARING</u>				
Cash - Deduction Clearing A/C	23,889.17	1,565,889.98	(1,569,432.09)	20,347.06
Cash - Payroll	1,282.40	17,380.28	(17,360.10)	1,302.58
FUND TOTALS	25,171.57	1,583,270.26	(1,586,792.19)	21,649.64
<u>GRAND TOTALS</u>	2,903,654.24	2,183,033.27	(3,490,842.53)	1,595,844.98

Bank Collateral

Pledge Security Listing

July 31, 2017

Safekeeping Location	Safekeeping Receipt	Coupon	Maturity Date	Call Date	Moody	S&P	Fitch	ASC 320	Face Amount	Current Par	Current Book Value	Market Value	Gain(Loss)
LIBERTY COUNTY TREASURER													
TIB		2.50	08/15/2027	08/15/2022	NR	AAA	NR	AFS	200,000	200,000.00	204,332.37	207,202.00	2,869.63
TIB		0.00	08/15/2020		Aaa	NR	NR	AFS	750,000	750,000.00	677,398.57	716,529.87	39,131.30
TIB		2.00	08/15/2020		Aaa	NR	NR	AFS	290,000	290,000.00	298,164.24	296,910.70	(1,253.54)
TIB		3.00	08/15/2020		NR	AAA	NR	AFS	265,000	265,000.00	280,080.42	279,198.70	(881.72)
TIB		2.00	02/01/2019		NR	AA-	NR	AFS	565,000	565,000.00	573,348.54	570,853.40	(2,495.14)
Total for Liberty County Treasurer									2,070,000	2,070,000.00	2,033,324.14	2,070,694.67	37,370.53

Pledge Security Listing

July 31, 2017

Description	Safekeeping Location	Safekeeping Receipt	Coupon	Maturity Date	Call Date	Moody	S&P	Fitch	FASB115	Face Amount	Current Par	Current Book Value	Market Value	Gain(Loss)
LIBERTY COUNTY TREASURER														
FNMA 685179	FHLB	xxx	5.00	03/01/2018		AAA	AA+	AAA	HTM	500,000	1,722.52	1,722.52	1,732.64	10.13
FHLMC G12454	FHLB	x	5.50	11/01/2021		AAA	AA+	AAA	HTM	4,000,000	81,231.36	81,231.43	86,090.01	4,858.58
FHLMC G12398	FHLB	x	6.00	09/01/2021		AAA	AA+	AAA	HTM	1,000,000	23,151.77	23,151.78	24,720.75	1,568.97
FHLMC E01602	FHLB	x	4.50	03/01/2019		AAA	AA+	AAA	HTM	13,600,000	174,239.80	174,239.91	177,944.44	3,704.52
FNMA 797776	FHLB	x	4.50	03/01/2020		AAA	AA+	AAA	HTM	33,723,844	424,921.45	424,921.75	438,073.89	13,152.14
FNMA 889901	FHLB	x	4.50	09/01/2020		AAA	AA+	AAA	HTM	12,892,835	325,393.62	325,393.70	332,794.59	7,400.89
FNMA 890501	FHLB		2.00	11/01/2027		AAA	AA+	AAA	HTM	9,000,000	4,860,660.87	4,914,638.85	4,770,860.16	(143,778.69)
FNMA 890501	FHLB		2.00	11/01/2027		AAA	AA+	AAA	HTM	18,000,000	9,721,321.74	9,830,593.34	9,541,720.32	(288,873.02)
FNMA AL3041	FHLB		2.00	02/01/2028		AAA	AA+	AAA	HTM	2,991,925	1,664,827.49	1,680,375.68	1,634,069.81	(46,305.87)
FHLMC J22739	FHLB		2.50	03/01/2028		AAA	AA+	AAA	HTM	4,310,816	2,285,447.26	2,285,447.26	2,299,702.71	14,255.45
FHLMC G18497	FHLB		3.00	01/01/2029		AAA	AA+	AAA	HTM	8,000,000	4,339,876.80	4,426,561.76	4,462,044.29	35,482.53
FNMA AX7595	FHLB		2.50	01/01/2030		AAA	AA+	AAA	HTM	2,000,000	1,296,276.14	1,329,960.01	1,303,826.95	(26,133.06)
FNMA AL8048	FHLB		3.00	11/01/2032		AAA	AA+	AAA	HTM	500,000	378,764.64	392,855.43	388,688.28	(4,167.15)
FNMA AS8102	FHLB		2.50	10/01/2031		AAA	AA+	AAA	HTM	9,000,000	8,252,718.03	8,465,791.03	8,298,211.14	(167,579.89)
Total for LIBERTY COUNTY TREASURER										119,519,420	33,830,553.49	34,356,884.45	33,760,479.98	(596,404.47)

Bond Indebtedness

Liberty County, Texas

Future Debt Service Requirements

As of July 31, 2017

FYE 9/30	GO Refunding, Series 2010			GO Refunding, Series 2012			Annual Total
	Principal	Interest	Total	Principal	Interest	Total	
2018	235,000	127,800	362,800	1,125,000	142,187	1,267,187	1,629,987
2019	245,000	118,400	363,400	1,145,000	122,949	1,267,949	1,631,349
2020	255,000	108,600	363,600	1,165,000	103,370	1,268,370	1,631,970
2021	265,000	98,400	363,400	1,190,000	83,448	1,273,448	1,636,848
2022	280,000	87,800	367,800	1,210,000	63,099	1,273,099	1,640,899
2023	290,000	76,600	366,600	1,230,000	42,408	1,272,408	1,639,008
2024	300,000	65,000	365,000	1,250,000	21,373	1,271,373	1,636,373
2025	310,000	53,000	363,000				363,000
2026	325,000	40,600	365,600				365,600
2027	335,000	27,600	362,600				362,600
2028	355,000	14,200	369,200				369,200
Total	\$3,195,000	\$818,000	\$4,013,000	\$8,315,000	\$578,834	\$8,893,834	\$12,906,834

Section 2 – Investments

INVESTMENTS

Liberty County accepted bids for a four-year depository contract in May, 2015. Commissioners Court voted to accept Prosperity Bank as depository.

Liberty County funds are currently invested in the following:

Interest-Bearing Accounts

Interest-bearing checking and money market accounts are held at Prosperity Bank. Under the terms of the four-year contract with Prosperity Bank beginning June 1, 2015, interest will be paid as follows:

NOW Account (Checking with Interest)

Prosperity Bank's posted NOW Account rate, as it changes, plus .10% with a floor of .35%

Money Market Account

Prosperity Bank's posted Prosperfect MMA rate, as it changes, with a floor of .40%

Certificate of Deposit

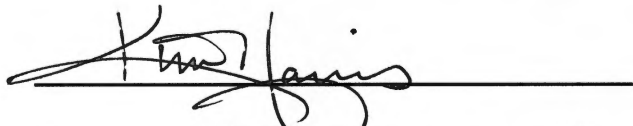
A 24-month certificate of deposit was purchased from First Liberty National Bank on June 16, 2016 in the amount of \$1,800,000.00. The annual interest rate on the C.D. is 1.05%. These funds are reserved for use under the terms of the Liberty County 2008 Certificates of Obligation and are secured by appropriate collateral pledged by First Liberty National Bank.

Total interest earned on Prosperity Bank accounts for the month of July, 2017 was \$9,532.15

Interest paid on the Certificate of Deposit from opening on June 16, 2016 through August 15, 2017 was \$22,184.55.

This report is made in accordance with provisions of Government Code 2256 (Section 2256.023), the Public Funds Investment Act. The investments held in the Liberty County portfolio comply with the Public Funds Investment Act and the Liberty County Investment Policy.

Submitted to Commissioners Court of Liberty County on September 12, 2017 by:



Kim Harris, Liberty County Investment Officer

Section 3 – Benefits & Insurance

**LIBERTY COUNTY BENEFITS AND INSURANCE
FINANCIAL REPORT
FOR THE CALENDAR YEAR ENDED DECEMBER 31, 2017
PREPARED AND SUBMITTED BY KIM HARRIS, TREASURER**

	<u>Payroll Contrib.</u>	<u>Interest Earned</u>	<u>Retiree/ COBRA</u>	<u>Other</u>	<u>Explanation for Other</u>	<u>Contract CareATC/FF</u>	<u>Claims CIGNA/BCBS</u>	<u>Admin./Prem.</u>	<u>Premium Life Ins.</u>	<u>WageWorks Fee</u>	<u>Net Change per Month</u>	<u>Account Balance</u>
Beg. Bal.												362,474.21
January	443,042.69	133.76	15,055.52	(12,852.00)	Obamacare Fee		(421,187.76)	(17,685.07)	(3,099.31)	(295.75)	3,112.08	365,586.29
February	444,543.48	111.49	6,059.36	150,000.00	Gen. Fund Contrib. 12,852.00 Reimb. Obamacare (13,038.96) Transfer WW	(19,740.34)	(561,554.97)	(19,380.81)	(3,128.54)	(123.76)	(3,401.05)	362,185.24
March	445,977.55	117.38	7,219.60			(19,740.34)	(267,807.76)	(17,174.11)	0.00	(621.50)	147,970.82	510,156.06
April	447,787.87	173.60	5,856.04			(19,740.34)	(240,600.75)	(18,263.97)	(6,197.68)	(295.75)	168,719.02	678,875.08
May	446,879.95	164.67	6,207.63	(5,898.00)	Annual Admin Fee		(514,592.55)	(67,110.90)	(3,138.63)	(295.75)	(137,783.58)	541,091.50
June	452,553.64	123.17	5,993.99			(39,480.68)	(519,055.52)	(25,541.07)	(3,157.44)	(591.50)	(129,155.41)	411,936.09
July	452,516.55	148.31	7,208.14			(19,740.34)	(208,306.77)	(18,573.90)		(295.75)	212,956.24	624,892.33
August											0.00	624,892.33
September											0.00	624,892.33
October											0.00	624,892.33
November											0.00	624,892.33
December											0.00	624,892.33
Total	<u>3,133,301.73</u>	<u>972.38</u>	<u>53,600.28</u>	<u>131,063.04</u>		<u>(118,442.04)</u>	<u>(2,733,106.08)</u>	<u>(183,729.83)</u>	<u>(18,721.60)</u>	<u>(2,519.76)</u>	<u>262,418.12</u>	<u>624,892.33</u>
	<u>447,614.53</u>	Avg. P/R Contrib/Month				Avg. Claims/Month		<u>(390,443.73)</u>				

Additional contributions received from General Fund:

Comm. Court, June 29, 2010, Agenda #7	1,000,000.00
Comm. Court, Jan. 11, 2011, Agenda #14	500,000.00
Comm. Court, July 26, 2011, Agenda #25	500,000.00
Comm. Court, Dec. 20, 2011, Agenda #15	500,000.00
Comm. Court, April 24, 2012, Agenda #30	500,000.00
Comm. Court, Nov. 27, 2012, Agenda #19	128,000.00
Comm. Court, Feb. 12, 2013, Agenda #30	500,000.00
	<u>3,628,000.00</u>

Section 4 – Receipt Register

RECEIPT REGISTER
 RECEIPT DATES FROM 07/01/2017 TO 07/31/2017

RECEIPT NUMBER DATE STATUS	CASH/	CHECK/	MONEYORDER/	EFT/	OTHER/	/	RECEIPT AMOUNT
44052 07/03/2017 PX DISTRICT ATTORNEY		100.00					100.00
44053 07/03/2017 PX HOUSING AUTHORITY		5,511.42					5,511.42
44054 07/03/2017 PX COUNTY ATTORNEY		590.00					590.00
44055 07/03/2017 PX COUNTY ATTORNEY		3,300.00					3,300.00
44056 07/03/2017 PX JUDGE CODY PARRISH	1,670.50	162.00					1,832.50
44057 07/03/2017 PX DISTRICT CLERK		3,034.20					3,034.20
44058 07/03/2017 PX JP # 3			30.00				30.00
44059 07/03/2017 PX DISTRICT CLERK		967.40					967.40
44060 07/03/2017 PX DISTRICT CLERK		960.00					960.00
44061 07/03/2017 PX RETIREE		24.16					24.16
44062 07/05/2017 PX ENGINEERING	1,150.00	1,950.00					3,100.00
44063 07/05/2017 PX ENGINEERING	800.00	700.00					1,500.00
44064 07/05/2017 PX ENGINEERING	2,550.00	850.00					3,400.00
44065 07/05/2017 PX COMMISSIONER BRUCE KARBOWSKI	881.00						881.00
44066 07/05/2017 PX JUDGE RALPH FULLER		3,857.10					3,857.10
44067 07/05/2017 PX JUDGE LARRY WILBURN		4,742.87					4,742.87
44068 07/05/2017 PX JUDGE CODY PARRISH	1,838.20	1,616.20					3,454.40
44069 07/05/2017 PX JUDGE DAVIS	150.00	346.00					496.00
44070 07/05/2017 PX BAYRON GABRIEL RAPALO-MARTINEZ	20.00						20.00

RECEIPT REGISTER
 RECEIPT DATES FROM 07/01/2017 TO 07/31/2017

RECEIPT NUMBER	DATE	STATUS	CASH/	CHECK/	MONEYORDER/	EFT/	OTHER/	/	RECEIPT AMOUNT
44071	07/06/2017	PX DISTRICT ATTORNEY		500.00					500.00
44072	07/06/2017	PX ENGINEERING	1,200.00	200.00					1,400.00
44073	07/06/2017	PX GOVDEALS INC		20.10					20.10
44074	07/06/2017	PX HAROLD SEAY		124.57					124.57
44075	07/06/2017	PX DISTRICT CLERK		4,715.40					4,715.40
44076	07/06/2017	PX COUNTY CLERK		86.00					86.00
44077	07/06/2017	PX COUNTY CLERK		2,179.25					2,179.25
44078	07/06/2017	PX COUNTY CLERK		2,496.00					2,496.00
44079	07/06/2017	PX COUNTY CLERK		3,090.00					3,090.00
44080	07/07/2017	PX BOND SUPERVISION	540.00	50.00					590.00
44081	07/07/2017	PX JUDGE HEBERT		2,633.20					2,633.20
44082	07/07/2017	PX JUDGE HEBERT		1,111.00					1,111.00
44083	07/07/2017	PX COMMISSIONER GREG ARTHUR	832.00						832.00
44084	07/07/2017	PX ENGINEERING	2,050.00	450.00					2,500.00
44085	07/07/2017	PX COMMISSIONER GREG ARTHUR	485.50	10.00					495.50
44086	07/07/2017	PX COMMISSIONER GREG ARTHUR	775.00						775.00
44087	07/07/2017	PX COUNTY ATTORNEY		317.71					317.71
44088	07/10/2017	PX SHERIFF'S DEPARTMENT		239.58					239.58
44089	07/10/2017	PX DISTRICT CLERK		1,326.00					1,326.00

RECEIPT REGISTER
 RECEIPT DATES FROM 07/01/2017 TO 07/31/2017

RECEIPT NUMBER	DATE	STATUS	CASH/	CHECK/	MONEYORDER/	EFT/	OTHER/	/	RECEIPT AMOUNT
44090	07/10/2017	PX RETIREE	120.80						120.80
44091	07/10/2017	PX DISTRICT CLERK		840.00					840.00
44092	07/10/2017	PX RETIREE		1,439.88	81.92				1,521.80
44093	07/10/2017	PX JUDGE WADE BROWN		4,664.44					4,664.44
44094	07/10/2017	PX JUDGE RALPH FULLER		2,074.20					2,074.20
44095	07/10/2017	PX TAX COLLECTOR				597,774.13			597,774.13
44096	07/10/2017	PX COUNTY CLERK		1,840.20					1,840.20
44097	07/10/2017	PX COUNTY CLERK		2,322.00					2,322.00
44098	07/10/2017	PX COUNTY CLERK		4.52					4.52
44099	07/10/2017	PX COUNTY CLERK		609.00					609.00
44100	07/10/2017	PX COUNTY CLERK		3,636.00					3,636.00
44101	07/10/2017	PX JUDGE CODY PARRISH	147.00	887.00					1,034.00
44102	07/10/2017	PX COMMISSIONER BRUCE KARBOWSKI	437.00	70.00					507.00
44103	07/10/2017	PX COMMISSIONER BRUCE KARBOWSKI		200.00					200.00
44104	07/10/2017	PX TAX COLLECTOR				38,844.64			38,844.64
44105	07/10/2017	PX OLD RIVER DRAINAGE DIST #1				4,541.38			4,541.38
44106	07/10/2017	PX TAX COLLECTOR				4,257.34			4,257.34
44107	07/10/2017	PX ENGINEERING	2,300.00	700.00					3,000.00
44108	07/10/2017	PX TAX COLLECTOR				613.20			613.20

RECEIPT REGISTER
 RECEIPT DATES FROM 07/01/2017 TO 07/31/2017

RECEIPT NUMBER	DATE	STATUS	CASH/	CHECK/	MONEYORDER/	EFT/	OTHER/	/	RECEIPT AMOUNT
44109	07/10/2017	PX SSA TREASURER - DIRECT DEPOSIT				2,000.00			2,000.00
44110	07/11/2017	PX JUDGE CODY PARRISH	889.10	3,498.02					4,387.12
44111	07/11/2017	PX RETIREE		399.80					399.80
44112	07/11/2017	PX RETIREE		286.03					286.03
44113	07/11/2017	PX CH&P MANAGEMENT, LLC		14,664.34					14,664.34
44114	07/11/2017	PX SHERIFF'S DEPARTMENT		630.00					630.00
44115	07/11/2017	PX DONNA G. BROWN		442.07					442.07
44116	07/11/2017	PX ENGINEERING	1,700.00	1,050.00					2,750.00
44117	07/11/2017	PX RETIREE		120.80					120.80
44118	07/11/2017	PX STATE COMPTROLLER		3,863.87					3,863.87
44119	07/11/2017	PX DISTRICT CLERK	132.00						132.00
44120	07/11/2017	PX DISTRICT CLERK	180.00						180.00
44121	07/12/2017	PX DISTRICT CLERK		1,700.00					1,700.00
44122	07/12/2017	PX DISTRICT CLERK		391.00					391.00
44123	07/12/2017	PX INDIGENT HEALTH CARE		215.00					215.00
44124	07/12/2017	PX JUDGE RALPH FULLER		4,659.50					4,659.50
44125	07/12/2017	PX JUDGE LARRY WILBURN		3,451.10					3,451.10
44126	07/12/2017	PX COMMISSIONER GREG ARTHUR	556.00						556.00
44127	07/12/2017	PX COMMISSIONER GREG ARTHUR	597.00						597.00

RECEIPT REGISTER
 RECEIPT DATES FROM 07/01/2017 TO 07/31/2017

RECEIPT NUMBER DATE STATUS	CASH/	CHECK/	MONEYORDER/	EFT/	OTHER/	/	RECEIPT AMOUNT
44128 07/12/2017 PX COMMISSIONER GREG ARTHUR	807.00						807.00
44129 07/12/2017 PX COMMISSIONER GREG ARTHUR		425.00					425.00
44130 07/12/2017 PX COMMISSIONER GREG ARTHUR		191.70					191.70
44131 07/12/2017 PX GENERAL FUNDS		475,088.65					475,088.65
44132 07/12/2017 PX GENERAL FUNDS		174,525.17					174,525.17
44133 07/12/2017 PX GENERAL FUNDS		226,672.36					226,672.36
44134 07/12/2017 PX GENERAL FUNDS		5,168.32					5,168.32
44135 07/12/2017 PX GENERAL FUNDS		3,105.48					3,105.48
44136 07/12/2017 PX GENERAL FUNDS		300.00					300.00
44137 07/12/2017 PX PAOLA BETZABETH MONTANO	20.00						20.00
44138 07/13/2017 PX COMMISSIONER BRUCE KARBOWSKI		169.20					169.20
44139 07/13/2017 PX DISTRICT CLERK		8,018.80					8,018.80
44140 07/13/2017 PX SHERIFF'S DEPARTMENT		225.00					225.00
44141 07/13/2017 PX ENGINEERING	1,200.00	1,350.00					2,550.00
44142 07/13/2017 PX ENGINEERING	2,300.00	550.00					2,850.00
44143 07/13/2017 PX JUDGE WADE BROWN		2,971.00					2,971.00
44144 07/13/2017 PX TAC		42,069.99					42,069.99
44145 07/13/2017 PX JUDGE LARRY WILBURN		2,717.10					2,717.10
44146 07/13/2017 PX JUDGE LARRY WILBURN		3,250.10					3,250.10

RECEIPT REGISTER
 RECEIPT DATES FROM 07/01/2017 TO 07/31/2017

RECEIPT NUMBER DATE STATUS	CASH/	CHECK/	MONEYORDER/	EFT/	OTHER/	/	RECEIPT AMOUNT
44147 07/13/2017 PX STATE COMPTROLLER-DIRECT DEPOSIT				3,137.50			3,137.50
44148 07/17/2017 PX COMMISSIONER BRUCE KARBOWSKI	773.00						773.00
44149 07/17/2017 PX SHERIFF'S DEPARTMENT		435.00					435.00
44150 07/17/2017 PX COUNTY ATTORNEY		2,625.00					2,625.00
44151 07/17/2017 PX ENGINEERING	1,700.00	1,200.00					2,900.00
44152 07/17/2017 PX ENGINEERING	1,700.00	1,700.00					3,400.00
44153 07/17/2017 PX JUDGE CODY PARRISH	1,637.00	492.10					2,129.10
44154 07/17/2017 PX COMMISSIONER GREG ARTHUR	578.00						578.00
44155 07/17/2017 PX COMMISSIONER GREG ARTHUR	493.00	10.00					503.00
44156 07/17/2017 PX COUNTY ATTORNEY		2,850.00					2,850.00
44157 07/17/2017 PX COMMISSIONER GREG ARTHUR	875.10						875.10
44158 07/17/2017 PX DISTRICT CLERK		3,876.00					3,876.00
44159 07/17/2017 PX DISTRICT CLERK		1,058.00					1,058.00
44160 07/17/2017 PX SHERIFF'S DEPARTMENT		150.00					150.00
44161 07/18/2017 PX CONSTABLE JOSLIN		75.00					75.00
44162 07/18/2017 PX CONSTABLE JOSLIN		75.00					75.00
44163 07/18/2017 PX JUDGE CODY PARRISH	685.00	4,135.30					4,820.30
44164 07/18/2017 PX JUDGE WADE BROWN		1,977.10					1,977.10
44165 07/18/2017 PX RETIREE		399.80					399.80

RECEIPT REGISTER
 RECEIPT DATES FROM 07/01/2017 TO 07/31/2017

RECEIPT NUMBER	DATE	STATUS	CASH/	CHECK/	MONEYORDER/	EFT/	OTHER/	/	RECEIPT AMOUNT
44166	07/18/2017	PX JUDGE LARRY WILBURN		6,984.10					6,984.10
44167	07/18/2017	PX JUDGE RALPH FULLER		5,272.20					5,272.20
44168	07/18/2017	PX DISTRICT CLERK		2,344.00					2,344.00
44169	07/18/2017	PX COUNTY CLERK		2,962.00					2,962.00
44170	07/18/2017	PX COMMISSIONER BRUCE KARBOWSKI		70.00					70.00
44171	07/18/2017	PX COUNTY CLERK		2,589.00					2,589.00
44172	07/18/2017	PX JUDGE CAIN		30.26					30.26
44173	07/18/2017	PX TAX COLLECTOR		29,565.37					29,565.37
44174	07/18/2017	PX TAX COLLECTOR		71,660.00					71,660.00
44175	07/18/2017	PX COUNTY CLERK		995.00					995.00
44176	07/18/2017	PX COUNTY CLERK	598.00						598.00
44177	07/18/2017	PX COUNTY CLERK		370.00					370.00
44178	07/18/2017	PX COUNTY CLERK		1,993.00					1,993.00
44179	07/18/2017	PX COUNTY CLERK		592.71					592.71
44180	07/18/2017	PX COUNTY CLERK		4,975.00					4,975.00
44181	07/18/2017	PX JUDGE HEBERT		4,201.40					4,201.40
44182	07/18/2017	PX RETIREE		464.92					464.92
44183	07/19/2017	PX SHERIFF'S DEPARTMENT		15.00	90.00				105.00
44184	07/19/2017	PX COUNTY CLERK		1,726.80					1,726.80

RECEIPT REGISTER
 RECEIPT DATES FROM 07/01/2017 TO 07/31/2017

RECEIPT NUMBER	DATE	STATUS	CASH/	CHECK/	MONEYORDER/	EFT/	OTHER/	/	RECEIPT AMOUNT
44185	07/19/2017	PX STATE COMPTROLLER-DIRECT DEPOSIT				275,923.02			275,923.02
44186	07/19/2017	PX COUNTY CLERK		3,402.25					3,402.25
44187	07/19/2017	PX STATE COMPTROLLER-DIRECT DEPOSIT				12.00			12.00
44188	07/19/2017	PX STATE COMPTROLLER-DIRECT DEPOSIT				21,087.97			21,087.97
44189	07/19/2017	PX STATE COMPTROLLER-DIRECT DEPOSIT				2,540.34			2,540.34
44190	07/19/2017	PX COUNTY CLERK		376.00					376.00
44191	07/19/2017	PX COUNTY CLERK		5,201.25					5,201.25
44192	07/19/2017	PX ENGINEERING	2,200.00	3,700.00					5,900.00
44193	07/19/2017	PX ENGINEERING	1,400.00	2,050.00					3,450.00
44194	07/19/2017	PX CONSTABLE ROBBY THORNTON		75.00					75.00
44195	07/19/2017	PX COUNTY CLERK		991.00					991.00
44196	07/19/2017	PX JUDGE CODY PARRISH	1,093.60	983.00					2,076.60
44197	07/19/2017	PX COUNTY CLERK		2,084.00					2,084.00
44198	07/19/2017	PX COUNTY CLERK		2,729.85					2,729.85
44199	07/19/2017	PX COUNTY CLERK		1,765.00					1,765.00
44200	07/19/2017	PX DISTRICT CLERK		1,850.50					1,850.50
44201	07/20/2017	PX SHERIFF'S DEPARTMENT		225.00					225.00
44202	07/20/2017	PX JUDGE WADE BROWN		477.00					477.00
44203	07/20/2017	PX RETIREE		399.80					399.80

RECEIPT REGISTER
 RECEIPT DATES FROM 07/01/2017 TO 07/31/2017

RECEIPT NUMBER	DATE	STATUS	CASH/	CHECK/	MONEYORDER/	EFT/	OTHER/	/	RECEIPT AMOUNT
44204	07/20/2017	PX JUDGE RALPH FULLER		5,213.75					5,213.75
44205	07/20/2017	PX COUNTY CLERK		1,220.00					1,220.00
44206	07/20/2017	PX COUNTY CLERK		2,045.00					2,045.00
44207	07/20/2017	PX COUNTY AUDITOR		152.98					152.98
44208	07/20/2017	PX DISTRICT CLERK		4,515.10					4,515.10
44209	07/20/2017	PX TEXAS COMPTROLLER OF PUBLIC ACCOU		138.60					138.60
44210	07/21/2017	PX COUNTY ATTORNEY	5.00						5.00
44211	07/21/2017	PX COUNTY ATTORNEY		1,235.00					1,235.00
44212	07/21/2017	PX COUNTY ATTORNEY		2,262.34					2,262.34
44213	07/21/2017	PX BOND SUPERVISION	353.00	75.00					428.00
44214	07/21/2017	PX ENGINEERING	1,000.00	900.00					1,900.00
44215	07/21/2017	PX ENGINEERING	1,400.00	1,200.00					2,600.00
44216	07/24/2017	PX DISTRICT ATTORNEY		75.00					75.00
44217	07/24/2017	PX COUNTY CLERK		1,225.84					1,225.84
44218	07/24/2017	PX COUNTY CLERK		3,467.50					3,467.50
44219	07/24/2017	PX JUDGE LARRY WILBURN		5,332.50					5,332.50
44220	07/24/2017	PX COMMISSIONER BRUCE KARBOWSKI	732.00	12.00					744.00
44221	07/24/2017	PX DISTRICT CLERK		2,078.30					2,078.30
44222	07/24/2017	PX DISTRICT CLERK		3,759.51					3,759.51

RECEIPT REGISTER
 RECEIPT DATES FROM 07/01/2017 TO 07/31/2017

RECEIPT NUMBER	DATE	STATUS	CASH/	CHECK/	MONEYORDER/	EFT/	OTHER/	/	RECEIPT AMOUNT
44223	07/25/2017	PX ENGINEERING	1,400.00	1,000.00					2,400.00
44224	07/25/2017	PX ENGINEERING	2,200.00	600.00					2,800.00
44225	07/25/2017	PX SHERIFF'S DEPARTMENT		60.00					60.00
44226	07/25/2017	PX CONSTABLE STEVE HUNTER PCT. 5		375.00					375.00
44227	07/25/2017	PX SHERIFF'S DEPARTMENT		1,405.50					1,405.50
44228	07/25/2017	PX JUDGE CODY PARRISH	1,397.10	3,802.10					5,199.20
44229	07/25/2017	PX SHERIFF'S DEPARTMENT		3,701.15					3,701.15
44230	07/25/2017	PX DISTRICT CLERK		10,824.80					10,824.80
44231	07/25/2017	PX COUNTY CLERK		716.10					716.10
44232	07/25/2017	PX COUNTY CLERK		2,165.00					2,165.00
44233	07/25/2017	PX COUNTY CLERK		1,840.00					1,840.00
44234	07/25/2017	PX COUNTY CLERK		2,913.00					2,913.00
44235	07/25/2017	PX ADULT PROBATION		50,457.41					50,457.41
44236	07/25/2017	PX ADULT PROBATION		2,017.00					2,017.00
44237	07/25/2017	PX ADULT PROBATION		231.00					231.00
44238	07/25/2017	PX ADULT PROBATION		42,373.22					42,373.22
44239	07/25/2017	PX COMMISSIONER GREG ARTHUR	606.00						606.00
44240	07/25/2017	PX COMMISSIONER GREG ARTHUR	426.00	14.00					440.00
44241	07/25/2017	PX COMMISSIONER GREG ARTHUR		425.00					425.00

RECEIPT REGISTER
RECEIPT DATES FROM 07/01/2017 TO 07/31/2017

RECEIPT NUMBER	DATE	STATUS	CASH/	CHECK/	MONEYORDER/	EFT/	OTHER/	/	RECEIPT AMOUNT
44242	07/25/2017	PX COMMISSIONER GREG ARTHUR	706.00						706.00
44243	07/26/2017	PX COUNTY CLERK	346.00						346.00
44244	07/26/2017	PX JUDGE DAVIS	125.00	1,683.80					1,808.80
44245	07/26/2017	PX SHERIFF'S DEPARTMENT		16,974.36					16,974.36
44246	07/26/2017	PX COUNTY AUDITOR		18.70					18.70
44247	07/26/2017	PX ENGINEERING	1,000.00	1,650.00					2,650.00
44248	07/26/2017	PX COUNTY CLERK		3,341.10					3,341.10
44249	07/26/2017	PX COUNTY CLERK		12,243.00					12,243.00
44250	07/26/2017	PX COUNTY CLERK		1,025.00					1,025.00
44251	07/26/2017	PX COUNTY CLERK		1,931.00					1,931.00
44252	07/26/2017	PX COUNTY CLERK		2,278.00					2,278.00
44253	07/26/2017	PX COUNTY CLERK		9,499.00					9,499.00
44254	07/27/2017	PX RETIREE			399.80				399.80
44255	07/27/2017	PX SHERIFF'S DEPARTMENT		510.00					510.00
44256	07/27/2017	PX SHERIFF'S DEPARTMENT		46.85					46.85
44257	07/27/2017	PX SHERIFF'S DEPARTMENT		4,104.00					4,104.00
44258	07/27/2017	PX RETIREE		864.72					864.72
44259	07/27/2017	PX SHERIFF'S DEPARTMENT		150.00					150.00
44260	07/27/2017	PX DISTRICT CLERK		796.00					796.00

RECEIPT REGISTER
 RECEIPT DATES FROM 07/01/2017 TO 07/31/2017

RECEIPT NUMBER DATE STATUS	CASH/	CHECK/	MONEYORDER/	EFT/	OTHER/	/	RECEIPT AMOUNT
44261 07/27/2017 PX DISTRICT CLERK		1,301.80					1,301.80
44262 07/27/2017 PX STATE COMPTROLLER-DIRECT DEPOSIT				14,267.30			14,267.30
44263 07/27/2017 PX STATE COMPTROLLER-DIRECT DEPOSIT				22,964.13			22,964.13
44264 07/27/2017 PX STATE COMPTROLLER-DIRECT DEPOSIT				379.26			379.26
44265 07/27/2017 PX COBRA OIL AND GASS CORP - REVENUE		25.40					25.40
44266 07/28/2017 PX SHERIFF'S DEPARTMENT		500.00					500.00
44267 07/28/2017 PX GENERAL FUNDS		442,255.96					442,255.96
44268 07/28/2017 PX GENERAL FUNDS		152,475.69					152,475.69
44269 07/28/2017 PX GENERAL FUNDS		225,844.19					225,844.19
44270 07/28/2017 PX GENERAL FUNDS		5,168.32					5,168.32
44271 07/28/2017 PX GENERAL FUNDS		3,317.98					3,317.98
44272 07/28/2017 PX GENERAL FUNDS		300.00					300.00
44273 07/28/2017 PX GENERAL FUNDS		7,474.03					7,474.03
44274 07/28/2017 PX GENERAL FUNDS		321,472.40					321,472.40
44275 07/28/2017 PX JUDGE HEBERT		1,756.00					1,756.00
44276 07/31/2017 PX TREAS 310				2,540.00			2,540.00
44277 07/31/2017 PX UNIVERSITY OF TEXAS MEDICAL BRANC				2,500.00			2,500.00
44278 07/31/2017 PX TREAS 310				41,891.00			41,891.00
44279 07/31/2017 PX RETIREE	24.16						24.16

RECEIPT REGISTER
 RECEIPT DATES FROM 07/01/2017 TO 07/31/2017

RECEIPT NUMBER	DATE	STATUS	CASH/	CHECK/	MONEYORDER/	EFT/	OTHER/	/	RECEIPT AMOUNT
44280	07/31/2017	PX RETIREE		734.15					734.15
44281	07/31/2017	PX COMMISSIONER BRUCE KARBOWSKI	761.00	40.00					801.00
44282	07/31/2017	PX COMMISSIONER BRUCE KARBOWSKI		425.00					425.00
44283	07/31/2017	PX RETIREE		383.00					383.00
44284	07/31/2017	PX RETIREE	616.28						616.28
44285	07/31/2017	PX JUDGE CODY PARRISH	2,892.20	948.10					3,840.30
44286	07/31/2017	PX DISTRICT ATTORNEY		100.00					100.00
44287	07/31/2017	PX JUDGE LARRY WILBURN		5,771.30					5,771.30
44288	07/31/2017	PX JUDGE LARRY WILBURN		7,128.60					7,128.60
44289	07/31/2017	PX JUDGE WADE BROWN		1,865.50					1,865.50
44290	07/31/2017	PX STATE COMPTROLLER-DIRECT DEPOSIT				33,728.00			33,728.00
44291	07/31/2017	PX JUDGE RALPH FULLER		4,528.00					4,528.00
44292	07/31/2017	PX RETIREE		399.80					399.80
44293	07/31/2017	PX DISTRICT CLERK	282.00						282.00
44294	07/31/2017	PX DISTRICT CLERK		2,453.40					2,453.40
44295	07/31/2017	PX RETIREE	24.16						24.16
44296	07/31/2017	PX COUNTY CLERK		563.00					563.00
44297	07/31/2017	PX SHERIFF'S DEPARTMENT		150.00					150.00
44298	07/31/2017	PX COUNTY CLERK		2,150.00					2,150.00

RECEIPT REGISTER
 RECEIPT DATES FROM 07/01/2017 TO 07/31/2017

RECEIPT NUMBER	DATE	STATUS	CASH/	CHECK/	MONEYORDER/	EFT/	OTHER/	/	RECEIPT AMOUNT
44299	07/31/2017	PX DISTRICT ATTORNEY	100.00						100.00
44300	07/31/2017	PX RETIREE	24.16						24.16
44301	07/31/2017	PX COUNTY ATTORNEY	5.00						5.00
44302	07/31/2017	PX ENGINEERING	1,600.00	650.00					2,250.00
44303	07/31/2017	PX ENGINEERING	700.00	1,850.00					2,550.00
44304	07/31/2017	PX ENGINEERING	1,900.00	800.00					2,700.00
44305	07/31/2017	PX DISTRICT CLERK		2,327.70					2,327.70
44306	07/31/2017	PX DISTRICT CLERK		4,931.20					4,931.20
			CASH/	CHECK/	MONEYORDER/	EFT/	OTHER/	/	RECEIPT TOTAL
			60,685.86	2,650,930.26	601.72	1,069,001.21			3,781,219.05

TOTAL VOIDED RECEIPTS 0.00

STATUS CODE LEGEND
 P = POSTED R = RECEIVABLE
 V = VOID O = OUTSTANDING
 X = MIXTURE OF R&O

Section 5 – Leave Liability Report

FOR PAY PERIOD ENDING 07/25/2017

DEPT NUMBER	EMP#	EMPLOYEE NAME	--- SICK LEAVE ---		---- VACATION ----		----- COMP TIME -----		----- HOLIDAY -----		----- TOTALS -----	
			AVAIL	VALUE	AVAIL	VALUE	AVAIL	VALUE	AVAIL	VALUE	AVAIL	VALUE
010 400	01285	DORION T BURCH	30.88	593.82	22.78	438.06	.00	.00	.00	.00	53.66	1031.88
010 400	01435	DAVID L DOUGLAS	26.68	641.39	13.36	321.17	.00	.00	.00	.00	40.04	962.56
010 400	00230	PAMELA R GRAVES	42.70	667.40	33.40	522.04	.00	.00	.00	.00	76.10	1189.44
010 400	00018	EVELYN D HARTFIELD	463.66	9806.41	114.00	2411.10	.00	.00	.00	.00	577.66	12217.51
010 400	01233	JAY H KNIGHT	.00	.00	.00	.00	.00	.00	.00	.00	.00	.00
010 400	00374	JENNY N MINTER	163.22	2546.23	69.46	1083.58	.00	.00	.00	.00	232.68	3629.81
010 400	00094	DEALAH F TAYLOR	195.55	4032.24	39.14	807.07	.00	.00	.00	.00	234.69	4839.31
DEPARTMENT TOTALS			922.69	18287.49	292.14	5583.02	.00	.00	.00	.00	1214.83	23870.51
010 401	00232	GREGORY F ARTHUR	.00	.00	.00	.00	.00	.00	.00	.00	.00	.00
010 401	01446	BRUCE W KARBOWSKI	.00	.00	.00	.00	.00	.00	.00	.00	.00	.00
010 401	01414	JAMES P REAVES	.00	.00	.00	.00	.00	.00	.00	.00	.00	.00
010 401	01131	LEON A WILSON	.00	.00	.00	.00	.00	.00	.00	.00	.00	.00
DEPARTMENT TOTALS			.00	.00	.00	.00	.00	.00	.00	.00	.00	.00
010 403	00828	LUCERO CASTRO	80.91	1127.89	100.03	1394.42	.00	.00	.00	.00	180.94	2522.31
010 403	00061	MARY J CESSNA	464.16	7431.20	59.00	944.59	.75	12.01	.00	.00	523.91	8387.80
010 403	00244	CONNIE M CHAPMAN	480.00	6739.20	97.05	1362.58	.00	.00	.00	.00	577.05	8101.78
010 403	00997	SHELBEIGH A CHESSON	8.95	122.62	41.70	571.29	.50	6.85	.00	.00	51.15	700.76
010 403	01262	KAYLA M COLLINS	7.08	96.00	6.87	93.16	.75	10.17	.00	.00	14.70	199.33
010 403	00177	HOPE L CROSS	480.00	10108.80	65.62	1381.96	1.50	31.59	.00	.00	547.12	11522.35
010 403	01145	ADRIAN D DRIVER	144.59	1960.64	80.13	1086.56	.50	6.78	.00	.00	225.22	3053.98
010 403	01140	KORIAN N HOLMES	17.12	232.15	36.74	498.19	.50	6.78	.00	.00	54.36	737.12
010 403	01276	CASSAUNDRA L LEOPARD	26.90	377.68	50.44	708.18	4.75	66.69	.00	.00	82.09	1152.55
010 403	01273	CLARIBET O MACIAS	17.08	231.60	94.45	1280.74	.25	3.39	.00	.00	111.78	1515.73
010 403	01080	SHONDA L RILEY	56.26	784.26	75.05	1046.20	3.08	42.94	.00	.00	134.39	1873.40
010 403	00092	DOYELLE J TURNER	61.08	857.56	31.35	440.15	3.25	45.63	.00	.00	95.68	1343.34
010 403	00845	PAULETTE WILLIAMS	.00	.00	.00	.00	.00	.00	.00	.00	.00	.00
DEPARTMENT TOTALS			1844.13	30069.60	738.43	10808.02	15.83	232.83	.00	.00	2598.39	41110.45
010 405	01281	ARTHUR C GUILLORY	11.91	160.31	6.78	91.26	.00	.00	.00	.00	18.69	251.57
010 405	00028	ROLONDRIA T WEBB	395.76	7527.36	45.44	864.27	.00	.00	.00	.00	441.20	8391.63
DEPARTMENT TOTALS			407.67	7687.67	52.22	955.53	.00	.00	.00	.00	459.89	8643.20
010 426	00065	THOMAS A CHAMBERS	.00	.00	.00	.00	.00	.00	.00	.00	.00	.00
010 426	00108	KENNETH G DAGLE	58.70	1388.84	33.40	790.24	.00	.00	.00	.00	92.10	2179.08
010 426	00855	JAMIE M HUDSPETH	183.64	7766.14	110.67	4680.23	.00	.00	.00	.00	294.31	12446.37
010 426	00603	TIFFANY N SLANKARD	146.35	3469.96	58.81	1394.39	.00	.00	.00	.00	205.16	4864.35
DEPARTMENT TOTALS			388.69	12624.94	202.88	6864.86	.00	.00	.00	.00	591.57	19489.80
010 435	01069	SARAH C BISHOP	14.85	280.07	94.64	1784.91	35.00	660.10	.00	.00	144.49	2725.08

FOR PAY PERIOD ENDING 07/25/2017

DEPT NUMBER	EMP#	EMPLOYEE NAME	--- SICK LEAVE ---		--- VACATION ---		--- COMP TIME ---		--- HOLIDAY ---		--- TOTALS ---	
			AVAIL	VALUE	AVAIL	VALUE	AVAIL	VALUE	AVAIL	VALUE	AVAIL	VALUE
010 435	00846	MARK A MOREFIELD	.00	.00	.00	.00	.00	.00	.00	.00	.00	.00
010 435	00072	KIMBERLY M RODDEN	182.85	4326.23	94.07	2225.70	8.00	189.28	.00	.00	284.92	6741.21
010 435	00240	CLIFTON V SMITH	474.64	20072.53	105.77	4473.01	.00	.00	.00	.00	580.41	24545.54
010 435	00841	PEGGY S THRASHER	382.97	9819.35	100.01	2564.26	208.75	5352.35	.00	.00	691.73	17735.96
DEPARTMENT TOTALS			1055.31	34498.18	394.49	11047.88	251.75	6201.73	.00	.00	1701.55	51747.79
010 440	00335	ANNETTE D BALDWIN	237.34	4590.16	110.67	2140.36	.00	.00	.00	.00	348.01	6730.52
010 440	00194	CHAP B CAIN	.00	.00	.00	.00	.00	.00	.00	.00	.00	.00
010 440	00052	CHADWICK O ELMORE	240.00	3096.00	120.00	1548.00	.00	.00	.00	.00	360.00	4644.00
010 440	00305	JO A LEGER	480.00	16473.60	120.00	4118.40	.00	.00	.00	.00	600.00	20592.00
010 440	00899	LINDA R LEONARD	231.84	4256.58	120.00	2203.20	.00	.00	.00	.00	351.84	6459.78
DEPARTMENT TOTALS			1189.18	28416.34	470.67	10009.96	.00	.00	.00	.00	1659.85	38426.30
010 450	00185	DONNA G BROWN	.00	.00	.00	.00	.00	.00	.00	.00	.00	.00
010 450	00629	SHERI L CASKEY	132.00	1824.24	117.36	1621.92	120.50	1665.31	.00	.00	369.86	5111.47
010 450	01437	RAYANNE R CRAWFORD	6.67	89.78	3.34	44.96	.00	.00	.00	.00	10.01	134.74
010 450	00156	BRENDA S GRIFFIN	14.02	188.71	20.04	269.74	77.25	1039.79	.00	.00	111.31	1498.24
010 450	01291	DESTINY B HENRY	26.73	366.20	86.77	1188.75	26.00	356.20	.00	.00	139.50	1911.15
010 450	01361	VALENTINA R JOHNSON	7.03	95.33	30.06	407.61	.00	.00	.00	.00	37.09	502.94
010 450	00115	FRANCES G KESTER	359.29	6686.39	111.00	2065.71	113.50	2112.24	.00	.00	583.79	10864.34
010 450	00135	KATHY E KEY	20.01	269.33	10.02	134.87	8.50	114.41	.00	.00	38.53	518.61
010 450	00031	REBECCA L LEOPARD	371.65	7745.19	106.00	2209.04	155.25	3235.41	.00	.00	632.90	13189.64
010 450	00711	TANIA J MCGRATH	336.03	4603.61	21.16	289.89	148.00	2027.60	.00	.00	505.19	6921.10
010 450	01455	SAVANNA B PUTNAM	.00	.00	.00	.00	.00	.00	.00	.00	.00	.00
010 450	01436	ANA G SALINAS	20.01	269.33	10.02	134.87	4.50	60.57	.00	.00	34.53	464.77
010 450	00260	DOLORES G WILEY	309.64	4576.48	73.74	1089.88	39.00	576.42	.00	.00	422.38	6242.78
DEPARTMENT TOTALS			1603.08	26714.59	589.51	9457.24	692.50	11187.95	.00	.00	2885.09	47359.78
010 455	00157	DARLA J DIAZ	478.18	8066.90	88.00	1484.56	.00	.00	.00	.00	566.18	9551.46
010 455	01053	STEPHEN E HEBERT	.00	.00	.00	.00	.00	.00	.00	.00	.00	.00
010 455	00704	HEATHER M MULLINS	.00	.00	.00	.00	.00	.00	.00	.00	.00	.00
DEPARTMENT TOTALS			478.18	8066.90	88.00	1484.56	.00	.00	.00	.00	566.18	9551.46
010 456	00129	RONNIE E DAVIS	.00	.00	.00	.00	.00	.00	.00	.00	.00	.00
010 456	00266	DEBRA A FANEROS	480.00	7982.40	50.00	831.50	.00	.00	.00	.00	530.00	8813.90
DEPARTMENT TOTALS			480.00	7982.40	50.00	831.50	.00	.00	.00	.00	530.00	8813.90
010 457	01249	JESSICA M HARWELL	.00	.00	.00	.00	.00	.00	.00	.00	.00	.00
010 457	00634	JENNIFER R HAZLETT	285.09	4467.36	65.76	1030.46	.00	.00	.00	.00	350.85	5497.82

FOR PAY PERIOD ENDING 07/25/2017

DEPT NUMBER	EMP#	EMPLOYEE NAME	--- SICK AVAIL	LEAVE --- VALUE	--- VACATION --- AVAIL	--- VALUE	--- COMP AVAIL	TIME --- VALUE	--- HOLIDAY AVAIL	--- VALUE	--- TOTALS --- AVAIL	--- VALUE
010	457	00083	LAURIE J LONG	473.23	7983.39	100.00	1687.00	.00	.00	.00	.00	573.23 9670.39
010	457	00098	CODY J PARRISH	.00	.00	.00	.00	.00	.00	.00	.00	.00
DEPARTMENT TOTALS			758.32	12450.75	165.76	2717.46	.00	.00	.00	.00	924.08	15168.21
010	458	01312	TINA G KENNEDY	.00	.00	.00	.00	.00	.00	.00	.00	.00
010	458	00245	DONNA R LOWERY	7.51	123.09	14.55	238.47	1.00	16.39	.00	.00	23.06 377.95
010	458	01240	TAMMY K MANUEL	47.56	745.27	41.10	644.04	.00	.00	.00	.00	88.66 1389.31
010	458	01235	LARRY R WILBURN	.00	.00	.00	.00	.00	.00	.00	.00	.00
DEPARTMENT TOTALS			55.07	868.36	55.65	882.51	1.00	16.39	.00	.00	111.72	1767.26
010	459	00330	LYNN D ALLEN	480.00	8097.60	120.00	2024.40	.00	.00	.00	.00	600.00 10122.00
010	459	00836	WADE N BROWN	.00	.00	.00	.00	.00	.00	.00	.00	.00
010	459	00904	HANAH C MCADAMS	305.49	4787.03	120.00	1880.40	.00	.00	.00	.00	425.49 6667.43
DEPARTMENT TOTALS			785.49	12884.63	240.00	3904.80	.00	.00	.00	.00	1025.49	16789.43
010	460	01289	DANIELA P ANDRADE	131.74	2064.37	52.78	827.06	.00	.00	.00	.00	184.52 2891.43
010	460	00241	RALPH D FULLER	.00	.00	.00	.00	.00	.00	.00	.00	.00
010	460	00151	JOHNNIE M HARNESS	480.00	7867.20	96.67	1584.42	15.00	245.85	.00	.00	591.67 9697.47
DEPARTMENT TOTALS			611.74	9931.57	149.45	2411.48	15.00	245.85	.00	.00	776.19	12588.90
010	475	00049	JOAN L BELT	480.00	7939.20	79.95	1322.37	.00	.00	.00	.00	559.95 9261.57
010	475	01355	GARY F DENNISON	80.04	3140.77	40.08	1572.74	.00	.00	.00	.00	120.12 4713.51
010	475	01454	LAURIE A DUGDALE	6.67	107.25	3.34	53.71	.00	.00	.00	.00	10.01 160.96
010	475	01041	STACI KEENE	7.47	107.72	17.01	245.28	.00	.00	.00	.00	24.48 353.00
010	475	01255	KATHRINE B MCCARTY	20.76	660.58	74.13	2358.82	.00	.00	.00	.00	94.89 3019.40
010	475	01356	PATRICIA A MCLELLAND	24.04	391.61	40.08	652.90	.00	.00	.00	.00	64.12 1044.51
010	475	01232	MATTHEW E MINICK	89.44	2845.98	93.98	2990.44	.00	.00	.00	.00	183.42 5836.42
010	475	01060	MATTHEW C POSTON	.00	.00	.00	.00	.00	.00	.00	.00	.00
010	475	01254	KACIE R STEWART	18.87	272.11	36.74	529.79	.00	.00	.00	.00	55.61 801.90
010	475	00604	GABRIELA WHEELER	18.08	287.11	28.37	450.52	.00	.00	.00	.00	46.45 737.63
DEPARTMENT TOTALS			745.37	15752.33	413.68	10176.57	.00	.00	.00	.00	1159.05	25928.90
010	476	01357	KAITLYNN N BARRINGTON	27.20	366.11	33.40	449.56	19.75	265.84	.00	.00	80.35 1081.51
010	476	00315	TABITHA L DYSON	25.98	437.24	90.00	1514.70	46.50	782.60	.00	.00	162.48 2734.54
010	476	00198	RAGIS A FONTENOT JR	480.00	20683.20	106.50	4589.09	.00	.00	.00	.00	586.50 25272.29
010	476	01353	PRESTON K HOFFPAUIR	40.04	1725.32	40.08	1727.05	.00	.00	.00	.00	80.12 3452.37
010	476	00228	TERRI L HUGHES	477.33	9532.28	29.04	579.93	4.50	89.87	.00	.00	510.87 10202.08
010	476	01352	ALLISON R JONES	39.04	569.98	40.08	585.17	28.25	412.45	.00	.00	107.37 1567.60
010	476	01230	PAUL N LOWREY	169.44	3429.47	105.48	2134.92	188.75	3820.30	.00	.00	463.67 9384.69

FOR PAY PERIOD ENDING 07/25/2017

DEPT NUMBER	EMP#	EMPLOYEE NAME	--- SICK LEAVE ---		----- VACATION -----		----- COMP TIME -----		----- HOLIDAY -----		----- TOTALS -----		
			AVAIL	VALUE	AVAIL	VALUE	AVAIL	VALUE	AVAIL	VALUE	AVAIL	VALUE	
010	476	00080	CATHY L MCCLUSKY	480.00	9278.40	114.50	2213.29	176.75	3416.58	.00	.00	771.25	14908.27
010	476	00087	KIMBERLY D MEADOWS	36.59	845.23	40.85	943.64	75.00	1732.50	.00	.00	152.44	3521.37
010	476	01166	JOY E PARKER	20.37	321.44	63.16	996.66	87.00	1372.86	.00	.00	170.53	2690.96
010	476	00356	IVAN G PEARCE	450.41	11170.17	114.00	2827.20	26.00	644.80	.00	.00	590.41	14642.17
010	476	00847	LOGAN E PICKETT	.00	.00	.00	.00	.00	.00	.00	.00	.00	.00
010	476	01364	TAMI C PIERCE	60.03	2586.69	30.06	1295.29	.00	.00	.00	.00	90.09	3881.98
010	476	00113	CHRISTINE V TAYLOR	454.66	9661.53	120.00	2550.00	63.75	1354.69	.00	.00	638.41	13566.22
010	476	01137	STEPHEN C TAYLOR	246.81	12123.31	120.00	5894.40	.00	.00	.00	.00	366.81	18017.71
010	476	00342	ASHLEY L ULKIE	361.22	5700.05	35.35	557.82	84.75	1337.36	.00	.00	481.32	7595.23
010	476	00182	JOE W WARREN	445.33	19189.27	82.00	3533.38	.00	.00	.00	.00	527.33	22722.65
			DEPARTMENT TOTALS	3814.45	107619.69	1164.50	32392.10	801.00	15229.85	.00	.00	5779.95	155241.64
010	495	00224	DARLENE ALFORD	307.02	5903.99	53.96	1037.65	.00	.00	.00	.00	360.98	6941.64
010	495	00215	RITA L GILBERT	453.33	8717.54	76.50	1471.10	.00	.00	.00	.00	529.83	10188.64
010	495	01157	ALONZO D GOTT	.00	.00	.00	.00	.00	.00	.00	.00	.00	.00
010	495	01336	ANGELA C MASELLI	76.05	2687.61	52.09	1840.86	.00	.00	.00	.00	128.14	4528.47
010	495	00385	NATALIE J ROPER	342.18	6429.56	115.42	2168.74	8.00	150.32	13.00	244.27	478.60	8992.89
010	495	00063	HAROLD R SEAY	.00	.00	.00	.00	.00	.00	.00	.00	.00	.00
			DEPARTMENT TOTALS	1178.58	23738.70	297.97	6518.35	8.00	150.32	13.00	244.27	1497.55	30651.64
010	497	01431	MARY K BARRIER	26.68	359.11	13.36	179.83	.00	.00	.00	.00	40.04	538.94
010	497	00084	KIMBERLY A HARRIS	.00	.00	.00	.00	.00	.00	.00	.00	.00	.00
010	497	00068	DEBRA K MIZE	180.86	3769.12	112.25	2339.29	19.50	406.38	14.00	291.76	326.61	6806.55
010	497	00248	LISA A TWARDOWSKI	465.33	9697.48	81.00	1688.04	6.75	140.67	21.00	437.64	574.08	11963.83
			DEPARTMENT TOTALS	672.87	13825.71	206.61	4207.16	26.25	547.05	35.00	729.40	940.73	19309.32
010	499	01275	AMANDA J BAKER	13.58	182.79	23.37	314.56	.00	.00	.00	.00	36.95	497.35
010	499	00881	RICHARD L BROWN	.00	.00	.00	.00	.00	.00	.00	.00	.00	.00
010	499	01144	CHRISTY L CHAMBERLAIN	12.29	165.42	28.58	384.69	.00	.00	.00	.00	40.87	550.11
010	499	00931	COURTNEY S DANIEL	30.48	500.79	34.77	571.27	3.50	57.51	.00	.00	68.75	1129.57
010	499	01005	TERRI O DRYDEN	27.72	373.11	39.22	527.90	.00	.00	.00	.00	66.94	901.01
010	499	00171	BETTY J EDWARDS	238.16	3205.63	85.48	1150.56	.00	.00	.00	.00	323.64	4356.19
010	499	01284	SARA L FORE	42.91	577.57	102.28	1376.69	.00	.00	.00	.00	145.19	1954.26
010	499	01271	KRISTINA A KING	134.50	1810.37	42.79	575.95	.00	.00	.00	.00	177.29	2386.32
010	499	01292	ANNETTE M LAVIENE	83.57	1124.85	60.11	809.08	.00	.00	.00	.00	143.68	1933.93
010	499	01111	MABLE E MCKNIGHT	7.24	97.45	9.28	124.91	.00	.00	.00	.00	16.52	222.36
010	499	00905	DELORES A MOORE	6.19	92.05	21.49	319.56	23.75	353.16	.00	.00	51.43	764.77
010	499	01305	PHYLLIS R PARKER	72.15	971.14	76.44	1028.88	.00	.00	.00	.00	148.59	2000.02
010	499	00060	JO A SMITH	480.00	10171.20	64.43	1365.27	.00	.00	.00	.00	544.43	11536.47
010	499	01279	KIMBERLY A WILBANKS	8.58	115.49	26.12	351.58	.00	.00	.00	.00	34.70	467.07
010	499	00996	CHRISSEY L WILEY	.53	8.97	5.07	85.78	.00	.00	.00	.00	5.60	94.75
			DEPARTMENT TOTALS	1157.90	19396.83	619.43	8986.68	27.25	410.67	.00	.00	1804.58	28794.18
010	510	00154	BILLY W BROWN	116.15	2462.38	52.00	1102.40	242.50	5141.00	.00	.00	410.65	8705.78

FOR PAY PERIOD ENDING 07/25/2017

DEPT NUMBER	EMP#	EMPLOYEE NAME	--- SICK AVAIL	LEAVE VALUE	--- VACATION AVAIL	--- VALUE	--- COMP AVAIL	TIME VALUE	--- HOLIDAY AVAIL	--- VALUE	--- TOTALS AVAIL	--- VALUE
010 510	00363	DEANNA L COLVIN	29.91	394.81	108.00	1425.60	26.75	353.10	.00	.00	164.66	2173.51
010 510	00992	REBECCA A CORDER	177.70	2318.99	103.22	1347.02	37.75	492.64	.00	.00	318.67	4158.65
010 510	00243	BENNIE E JACKSON	480.00	9134.40	120.00	2283.60	246.00	4681.38	.00	.00	846.00	16099.38
010 510	01071	DAVID K MEADOWS	14.18	241.20	47.22	803.21	30.50	518.81	.00	.00	91.90	1563.22
010 510	00037	BRENDA G PECKINPAUGH	41.44	540.79	35.84	467.71	.00	.00	.00	.00	77.28	1008.50
010 510	00848	LISA A SMITH	24.48	319.46	28.02	365.66	20.00	261.00	.00	.00	72.50	946.12
DEPARTMENT TOTALS			883.86	15412.03	494.30	7795.20	603.50	11447.93	.00	.00	1981.66	34655.16
010 543	01413	WILLIAM E HERGEMUELLER	.00	.00	.00	.00	.00	.00	.00	.00	.00	.00
DEPARTMENT TOTALS			.00	.00	.00	.00	.00	.00	.00	.00	.00	.00
010 550	01044	JUSTIN B JOHNSTON	.00	.00	.00	.00	.00	.00	.00	.00	.00	.00
010 550	01362	ELIZABETH A POLASEK	55.70	1071.11	33.40	642.28	41.75	802.85	.00	.00	130.85	2516.24
DEPARTMENT TOTALS			55.70	1071.11	33.40	642.28	41.75	802.85	.00	.00	130.85	2516.24
010 551	00180	CHRIS R DRYER	10.02	192.68	48.36	929.96	.00	.00	.00	.00	58.38	1122.64
010 551	00277	LESLIE A HULSEY	.00	.00	.00	.00	.00	.00	.00	.00	.00	.00
010 551	00200	CHAD C LANGDON	105.17	2022.42	120.00	2307.60	.00	.00	.00	.00	225.17	4330.02
010 551	00093	DONNA M WALLACE	325.61	4695.30	105.00	1514.10	33.00	475.86	.00	.00	463.61	6685.26
DEPARTMENT TOTALS			440.80	6910.40	273.36	4751.66	33.00	475.86	.00	.00	747.16	12137.92
010 552	00124	HUGH P BISHOP	250.08	4809.04	58.47	1124.38	.00	.00	.00	.00	308.55	5933.42
010 552	00664	MARK A DAVISON	.00	.00	.00	.00	.00	.00	.00	.00	.00	.00
DEPARTMENT TOTALS			250.08	4809.04	58.47	1124.38	.00	.00	.00	.00	308.55	5933.42
010 553	00701	LINELL O BEALS	128.74	2475.67	6.78	130.38	44.00	846.12	16.00	307.68	195.52	3759.85
010 553	01320	JUDY E COMPTON	.00	.00	.00	.00	.00	.00	.00	.00	.00	.00
010 553	01105	ROBERT L CROFT	46.50	894.20	55.41	1065.53	.50	9.62	.00	.00	102.41	1969.35
010 553	01112	BENITO A PEREZ JR	104.24	2131.71	106.78	2183.65	.00	.00	.00	.00	211.02	4315.36
010 553	01051	ROBERT E THORNTON JR	.00	.00	.00	.00	.00	.00	.00	.00	.00	.00
DEPARTMENT TOTALS			279.48	5501.58	168.97	3379.56	44.50	855.74	16.00	307.68	508.95	10044.56
010 554	01256	CARISSA F BARNETT	.00	.00	.00	.00	.00	.00	.00	.00	.00	.00
010 554	00372	BRIAN D BORTZ	480.00	9230.40	86.67	1666.66	.00	.00	.00	.00	566.67	10897.06
010 554	01116	JAMES W GARDINER	162.82	3131.03	120.00	2307.60	.00	.00	.00	.00	282.82	5438.63
010 554	00690	STEVE D HUNTER	.00	.00	.00	.00	.00	.00	.00	.00	.00	.00
DEPARTMENT TOTALS			642.82	12361.43	206.67	3974.26	.00	.00	.00	.00	849.49	16335.69
010 555	00039	LARRY G ALLEN	294.85	5669.97	120.00	2307.60	21.50	413.45	41.00	788.43	477.35	9179.45

FOR PAY PERIOD ENDING 07/25/2017

DEPT NUMBER	EMP#	EMPLOYEE NAME	--- SICK AVAIL	LEAVE VALUE	--- VACATION AVAIL	--- VALUE	--- COMP AVAIL	--- TIME VALUE	--- HOLIDAY AVAIL	--- VALUE	--- TOTALS AVAIL	--- VALUE
010 555	00048	JAMES M COOPER JR	106.17	2041.65	23.21	446.33	11.00	211.53	.00	.00	140.38	2699.51
010 555	00607	PATRICIA A DESPAIN	46.17	665.77	14.71	212.12	.00	.00	.00	.00	60.88	877.89
010 555	01058	JOHN E JOSLIN	.00	.00	.00	.00	.00	.00	.00	.00	.00	.00
DEPARTMENT TOTALS			447.19	8377.39	157.92	2966.05	32.50	624.98	41.00	788.43	678.61	12756.85
010 560	01083	RUBEN ARELLANO	339.51	6942.98	84.40	1725.98	314.00	6421.30	532.00	10879.40	1269.91	25969.66
010 560	00021	JEFFREY A ASHWORTH	29.53	619.24	72.07	1511.31	.00	.00	17.25	361.73	118.85	2492.28
010 560	00055	BRETT Y AUDILET	480.00	10065.60	106.67	2236.87	259.25	5436.47	393.25	8246.45	1239.17	25985.39
010 560	01426	DANIELLE M BARRY	33.35	682.01	16.70	341.52	17.25	352.76	36.00	736.20	103.30	2112.49
010 560	01302	CHRISTAN N BAULD	58.73	846.89	86.77	1251.22	102.25	1474.45	156.00	2249.52	403.75	5822.08
010 560	01170	TAMMY R BEAM	199.44	2875.92	106.67	1538.18	151.75	2188.24	250.00	3605.00	707.86	10207.34
010 560	00264	GORDON R BEAN	480.00	9816.00	80.09	1637.84	314.00	6421.30	155.00	3169.75	1029.09	21044.89
010 560	01073	JOHN W BENNETT	336.93	6890.22	120.00	2454.00	393.75	8052.19	596.50	12198.43	1447.18	29594.84
010 560	00172	BONNIE BISHOP	324.66	4681.60	120.00	1730.40	234.25	3377.89	352.25	5079.45	1031.16	14869.34
010 560	00292	LINDA L BLOOMINGDALE	173.32	3544.39	91.64	1874.04	20.25	414.11	72.75	1487.74	357.96	7320.28
010 560	01299	SHELBY C BONIN	77.98	1124.47	82.77	1193.54	135.75	1957.52	112.00	1615.04	408.50	5890.57
010 560	00027	PEGGY L BOURGEOIS	40.29	580.98	93.00	1341.06	22.25	320.85	1.50	21.63	157.04	2264.52
010 560	00291	ALTON W BOWDOIN	.00	.00	.00	.00	.00	.00	.00	.00	.00	.00
010 560	01451	GARY L BOWERS	6.67	136.40	3.34	68.30	.00	.00	.00	.00	10.01	204.70
010 560	01300	MALINA A BRACK	106.06	1529.39	80.10	1155.04	94.25	1359.09	180.00	2595.60	460.41	6639.12
010 560	01429	TONIETTE M BROWN	.00	.00	.00	.00	.00	.00	.00	.00	.00	.00
010 560	01006	KLAYTON D CARTER	13.34	192.36	6.68	96.33	30.00	432.60	2.00	28.84	52.02	750.13
010 560	01418	RYAN W CAVANAUGH	46.69	954.81	23.38	478.12	120.00	2454.00	72.00	1472.40	262.07	5359.33
010 560	00079	LINDA L CHAPMAN	49.56	690.87	56.10	782.03	7.75	108.04	.00	.00	113.41	1580.94
010 560	01427	THOMAS G COLDWELL II	33.35	682.01	16.70	341.52	65.50	1339.48	36.00	736.20	151.55	3099.21
010 560	00636	STEPHANIE N CRANE	38.20	781.19	94.16	1925.57	75.25	1538.86	70.00	1431.50	277.61	5677.12
010 560	01052	JOSHUA D CUMMINS	274.35	5753.12	115.36	2419.10	181.50	3806.06	496.00	10401.12	1067.21	22379.40
010 560	01238	TARA G DAGLE	46.87	675.87	73.37	1058.00	10.50	151.41	7.00	100.94	137.74	1986.22
010 560	01452	CHARLES C DAIGLE	6.67	136.40	3.34	68.30	.00	.00	.00	.00	10.01	204.70
010 560	01241	GEORGE D DANIELS JR	28.27	578.12	109.34	2236.00	174.25	3563.41	31.00	633.95	342.86	7011.48
010 560	01077	AMBER J DAVILA	23.51	339.01	9.55	137.71	4.75	68.50	3.00	43.26	40.81	588.48
010 560	00211	KEN T DEFOOR	.00	.00	.00	.00	.00	.00	.00	.00	.00	.00
010 560	00012	MICHELLE O DESHOTEL	264.66	5549.92	88.00	1845.36	188.00	3942.36	152.75	3203.17	693.41	14540.81
010 560	01239	EMALEE C DIEHL	32.29	465.62	80.04	1154.18	128.25	1849.37	124.25	1791.69	364.83	5260.86
010 560	00337	ROBERT R DUNN	480.00	10065.60	71.00	1488.87	453.75	9515.14	967.50	20288.48	1972.25	41358.09
010 560	01301	SHELLY A EDWARDS	140.07	2864.43	100.11	2047.25	351.50	7188.18	313.00	6400.85	904.68	18500.71
010 560	00128	MARK D ELLINGTON	480.00	11212.80	120.00	2803.20	.00	.00	.00	.00	600.00	14016.00
010 560	00235	DARRELL W ELLIOTT	480.00	10065.60	100.00	2097.00	318.00	6668.46	876.00	18369.72	1774.00	37200.78
010 560	01453	BENJAMIN GARCIA JR	6.67	136.40	3.34	68.30	.00	.00	.00	.00	10.01	204.70
010 560	00011	PATRICIA D GARPNE	480.00	6921.60	48.50	699.37	153.50	2213.47	.00	.00	682.00	9834.44
010 560	00888	IVAN GONZALEZ	480.00	9816.00	112.04	2291.22	299.50	6124.78	438.00	8957.10	1329.54	27189.10
010 560	01434	VIVIAN M GUERRERO	26.68	545.61	13.36	273.21	.00	.00	.00	.00	40.04	818.82
010 560	01078	CRYSTAL A GUILLORY	15.01	216.44	107.80	1554.48	.00	.00	17.25	248.75	140.06	2019.67
010 560	01430	VIRGINIA A HALL	13.34	192.36	6.68	96.33	29.50	425.39	12.00	173.04	61.52	887.12
010 560	01348	ZACK T HARKNESS	.00	.00	.00	.00	.00	.00	.00	.00	.00	.00
010 560	00193	JAMES A HOBSON	288.10	6041.46	112.43	2357.66	253.25	5310.65	314.50	6595.07	968.28	20304.84
010 560	00181	LELA A HOLLEY	365.01	5263.44	97.38	1404.22	185.75	2678.52	559.00	8060.78	1207.14	17406.96

FOR PAY PERIOD ENDING 07/25/2017

DEPT NUMBER	EMP#	EMPLOYEE NAME	--- SICK LEAVE ---		--- VACATION ---		--- COMP TIME ---		--- HOLIDAY ---		--- TOTALS ---	
			AVAIL	VALUE	AVAIL	VALUE	AVAIL	VALUE	AVAIL	VALUE	AVAIL	VALUE
010 560 01439		RONALD D HOUSE	20.01	409.20	10.02	204.91	.00	.00	.00	.00	30.03	614.11
010 560 00727		SHIRLEY M JACKSON	319.63	5238.74	66.06	1082.72	97.50	1598.03	32.50	532.68	515.69	8452.17
010 560 01419		GARRETT L JOHNSTON	46.69	954.81	23.38	478.12	88.75	1814.94	72.00	1472.40	230.82	4720.27
010 560 01079		WILLIAM M KNOX	40.51	946.31	86.67	2024.61	.00	.00	.00	.00	127.18	2970.92
010 560 00261		THOMAS A KOEN	480.00	10065.60	120.00	2516.40	331.75	6956.80	424.75	8907.01	1356.50	28445.81
010 560 00882		LINDA W LONGORIA	64.91	936.00	16.56	238.80	.00	.00	6.00	86.52	87.47	1261.32
010 560 00370		VAN C MADDOX	20.01	409.20	10.02	204.91	1.50	30.68	.00	.00	31.53	644.79
010 560 01156		MISTY D MADDOX	196.77	2837.42	96.01	1384.46	173.25	2498.27	332.50	4794.65	798.53	11514.80
010 560 01057		RANSON L MARTEL	13.34	272.80	13.34	272.80	30.00	613.50	.00	.00	56.68	1159.10
010 560 01440		OSCAR D MARTINEZ	20.01	409.20	10.02	204.91	19.00	388.55	12.00	245.40	61.03	1248.06
010 560 01405		NICOLE S MCGEE	60.03	865.63	30.06	433.47	48.50	699.37	106.75	1539.34	245.34	3537.81
010 560 00653		JAMES R MCQUEEN	381.53	8000.68	116.01	2432.73	321.50	6741.86	621.75	13038.10	1440.79	30213.37
010 560 00850		JAMES W MCQUEEN	330.05	6749.52	70.13	1434.16	211.50	4325.18	116.50	2382.43	728.18	14891.29
010 560 01242		JOHN M MENDOZA	33.08	676.49	63.12	1290.80	129.25	2643.16	85.25	1743.36	310.70	6353.81
010 560 01330		ANN M MITCHELL	86.39	1811.60	73.43	1539.83	172.50	3617.33	169.50	3554.42	501.82	10523.18
010 560 01331		SEAN C MITCHELL	45.89	962.31	73.43	1539.83	84.00	1761.48	141.00	2956.77	344.32	7220.39
010 560 00168		DONALD W NEYLAND	480.00	11212.80	120.00	2803.20	.00	.00	.00	.00	600.00	14016.00
010 560 01045		TIMOTHY D NIEMEYER	.00	.00	.00	.00	.00	.00	.00	.00	.00	.00
010 560 00360		VITA O'REILLY	42.78	616.89	104.82	1511.50	63.25	912.07	85.25	1229.31	296.10	4269.77
010 560 00331		JAMES A OTT JR	175.19	3582.64	71.00	1451.95	19.50	398.78	83.50	1707.58	349.19	7140.95
010 560 01086		LISA M PARKER	.00	.00	.00	.00	.00	.00	.00	.00	.00	.00
010 560 00125		FLOYD W PEARSON JR	480.00	10065.60	79.25	1661.87	350.25	7344.74	732.25	15355.28	1641.75	34427.49
010 560 00994		DUSTIN L PIASSOLI	228.53	3295.40	73.57	1060.88	139.50	2011.59	152.00	2191.84	593.60	8559.71
010 560 00359		CLINTON T PIERCE	370.41	7767.50	120.00	2516.40	417.00	8744.49	625.50	13116.74	1532.91	32145.13
010 560 01280		DAVID C POWELL	.00	.00	.00	.00	.00	.00	.00	.00	.00	.00
010 560 00347		ROBERT J RADER	.00	.00	.00	.00	.00	.00	.00	.00	.00	.00
010 560 01118		STEVEN T RASBERRY	193.82	3963.62	118.01	2413.30	212.50	4345.63	244.25	4994.91	768.58	15717.46
010 560 01266		SHEILA M RAY	53.50	1094.08	94.37	1929.87	92.75	1896.74	.00	.00	240.62	4920.69
010 560 00296		SHANDALYNN N RHAME	201.28	4116.18	88.81	1816.16	280.50	5736.23	48.00	981.60	618.59	12650.17
010 560 01417		KENT R SHAFFER	46.69	954.81	23.38	478.12	180.25	3686.11	61.50	1257.68	311.82	6376.72
010 560 00173		BRUCE W SIMS	480.00	9816.00	42.84	876.08	289.75	5925.39	298.50	6104.33	1111.09	22721.80
010 560 00624		ALLISON L SOBOL	115.03	1658.73	99.35	1432.63	1.00	14.42	15.25	219.91	230.63	3325.69
010 560 01332		BRYAN R SOROLA	101.39	2073.43	73.43	1501.64	128.50	2627.83	146.25	2990.81	449.57	9193.71
010 560 01406		BRIDGET K SUMRALL	53.36	769.45	26.72	385.30	112.25	1618.65	91.00	1312.22	283.33	4085.62
010 560 01142		KENNETH C TAYLOR	153.14	3131.71	86.76	1774.24	231.00	4723.95	184.00	3762.80	654.90	13392.70
010 560 01277		LAURA A TAYLOR	.00	.00	.00	.00	.00	.00	.00	.00	.00	.00
010 560 00361		KEVIN L THEISS	480.00	9816.00	104.00	2126.80	280.75	5741.34	302.25	6181.01	1167.00	23865.15
010 560 01422		JOHN G TUCKER	46.69	954.81	23.38	478.12	134.25	2745.41	60.00	1227.00	264.32	5405.34
010 560 00362		CHRISTOPHER L UNGLES	214.81	4504.57	109.50	2296.22	443.00	9289.71	773.50	16220.30	1540.81	32310.80
010 560 00213		SHERRY E WALTON	452.53	7073.04	113.34	1771.50	186.25	2911.09	782.75	12234.38	1534.87	23990.01
010 560 01062		SYLVESTER C WEBB JR	.00	.00	.00	.00	.00	.00	.00	.00	.00	.00
010 560 01082		TAYLOR W WELLS	334.26	6835.62	120.00	2454.00	477.25	9759.76	559.00	11431.55	1490.51	30480.93
010 560 01048		CHARLES D WERNER	206.77	4228.45	120.00	2454.00	193.25	3951.96	223.75	4575.69	743.77	15210.10
010 560 00102		ROYCE L WHEELER	.00	.00	.00	.00	.00	.00	.00	.00	.00	.00
010 560 01267		RICHARD E WHITTEN	40.50	828.23	120.00	2454.00	156.00	3190.20	52.50	1073.63	369.00	7546.06
010 560 01253		HOLLY K WILSON	122.43	1706.67	109.47	1526.01	88.50	1233.69	29.00	404.26	349.40	4870.63
010 560 01347		WHITNEY A WOOD	.00	.00	.00	.00	.00	.00	.00	.00	.00	.00
010 560 01098		PAUL A YOUNG JR	326.00	6836.22	120.00	2516.40	390.50	8188.79	451.00	9457.47	1287.50	26998.88
010 560 01160		TIFFANY J YUEN	177.04	2552.92	71.35	1028.87	154.50	2227.89	241.00	3475.22	643.89	9284.90

FOR PAY PERIOD ENDING 07/25/2017

DEPT NUMBER	EMP#	EMPLOYEE NAME	--- SICK LEAVE --- AVAIL	--- VACATION --- VALUE	--- COMP TIME --- AVAIL	--- HOLIDAY --- VALUE	--- TOTALS --- AVAIL	--- TOTALS --- VALUE					
DEPARTMENT TOTALS			14534.11	281478.01	5824.49	109785.15	11820.75	230070.46	15708.25	303941.40	47887.60	925275.02	
010	570	00023	MARTHA E CALDWELL	172.82	2326.16	70.19	944.76	.00	.00	.00	.00	243.01	3270.92
010	570	00196	DANELLA S MCCARTY	297.34	5265.89	32.10	568.49	6.00	106.26	.00	.00	335.44	5940.64
010	570	00884	LUCILA M TREVIZO	256.49	3401.06	57.61	763.91	.00	.00	.00	.00	314.10	4164.97
DEPARTMENT TOTALS			726.65	10993.11	159.90	2277.16	6.00	106.26	.00	.00	.00	892.55	13376.53
010	581	00147	CRISTA M BEASLEY	437.33	6358.78	120.00	1744.80	.00	.00	.00	.00	557.33	8103.58
010	581	00122	THOMAS E BRANCH	477.33	11150.43	61.41	1434.54	.00	.00	.00	.00	538.74	12584.97
010	581	00140	JAMES L CARSON	480.00	9734.40	120.00	2433.60	.00	.00	.00	.00	600.00	12168.00
DEPARTMENT TOTALS			1394.66	27243.61	301.41	5612.94	.00	.00	.00	.00	.00	1696.07	32856.55
010	582	00906	BRENDA M FAIRCHILD	26.17	550.62	99.25	2088.22	5.00	105.20	.00	.00	130.42	2744.04
010	582	01093	BESSIE N SEWELL	35.00	527.80	89.54	1350.26	61.00	919.88	.00	.00	185.54	2797.94
DEPARTMENT TOTALS			61.17	1078.42	188.79	3438.48	66.00	1025.08	.00	.00	.00	315.96	5541.98
010	622	01335	DENNIS A GILBERT	49.72	764.69	58.76	903.73	.00	.00	.00	.00	108.48	1668.42
010	622	01450	LESLIE D GOMEZ	13.34	205.17	6.68	102.74	.00	.00	.00	.00	20.02	307.91
010	622	01155	RAQUEL LULE	92.74	1248.28	46.78	629.66	5.00	67.30	.00	.00	144.52	1945.24
010	622	00238	CURTIS C PORTER	466.99	7308.39	106.00	1658.90	.00	.00	.00	.00	572.99	8967.29
010	622	00694	JENNIFER L PURNELL	190.93	2988.05	118.67	1857.19	82.25	1287.21	2.00	31.30	393.85	6163.75
010	622	01448	MARIA M VENEGAS	.00	.00	.00	.00	.00	.00	.00	.00	.00	.00
DEPARTMENT TOTALS			813.72	12514.58	336.89	5152.22	87.25	1354.51	2.00	31.30	1239.86	19052.61	
010	646	01246	MICHELLE R CONNER	81.41	1270.81	96.78	1510.74	.00	.00	.00	.00	178.19	2781.55
010	646	00628	JACQUELINE L GEISLEMAN	219.05	3158.70	93.63	1350.14	.00	.00	.00	.00	312.68	4508.84
010	646	00659	PENNY P MCMILLEN	110.79	2538.20	70.83	1622.72	.00	.00	.00	.00	181.62	4160.92
DEPARTMENT TOTALS			411.25	6967.71	261.24	4483.60	.00	.00	.00	.00	.00	672.49	11451.31
010	660	00675	DEBORAH K MCGINNIS-PAI	480.00	9691.20	118.67	2395.95	128.00	2584.32	.00	.00	726.67	14671.47
DEPARTMENT TOTALS			480.00	9691.20	118.67	2395.95	128.00	2584.32	.00	.00	.00	726.67	14671.47
010	665	01311	AMANDA D BROOKS	.00	.00	.00	.00	.00	.00	.00	.00	.00	.00
010	665	00004	ALEXIS N CORDOVA	.00	.00	.00	.00	.00	.00	.00	.00	.00	.00
010	665	01283	WILLIAM R FLORA	.00	.00	.00	.00	.00	.00	.00	.00	.00	.00

FOR PAY PERIOD ENDING 07/25/2017

DEPT NUMBER	EMP#	EMPLOYEE NAME	--- SICK LEAVE ---		---- VACATION ----		----- COMP TIME -----		----- HOLIDAY -----		----- TOTALS -----		
			AVAIL	VALUE	AVAIL	VALUE	AVAIL	VALUE	AVAIL	VALUE	AVAIL	VALUE	
010	665	00268	SANDRA R GAMMON	418.91	5739.07	81.00	1109.70	47.00	643.90	.00	.00	546.91	7492.67
010	665	00146	ANDLE A MAYON	.00	.00	.00	.00	.00	.00	.00	.00	.00	.00
010	665	00275	JO L REYNOLDS	480.00	6576.00	95.38	1306.71	137.50	1883.75	.00	.00	712.88	9766.46
DEPARTMENT TOTALS				898.91	12315.07	176.38	2416.41	184.50	2527.65	.00	.00	1259.79	17259.13
FUND TOTALS				40469.12	807541.37	14952.25	289434.98	14886.33	286098.28	15815.25	306042.48	86122.95	1689117.11

FOR PAY PERIOD ENDING 07/25/2017

DEPT NUMBER	EMP#	EMPLOYEE NAME	--- SICK AVAIL	LEAVE VALUE	--- VACATION AVAIL	--- VALUE	--- COMP AVAIL	TIME VALUE	--- HOLIDAY AVAIL	--- VALUE	--- TOTALS AVAIL	--- VALUE
DEPARTMENT TOTALS			.00	.00	.00	.00	.00	.00	.00	.00	.00	.00
015 612	00920	DAVID D CRAWFORD	168.02	3096.61	116.68	2150.41	98.75	1819.96	40.00	737.20	423.45	7804.18
015 612	01176	KEVIN B GEHEB	78.78	1451.92	78.82	1452.65	7.75	142.83	30.00	552.90	195.35	3600.30
015 612	00346	RANDY L HUMBER	450.99	11130.43	119.05	2938.15	226.00	5577.68	30.00	740.40	826.04	20386.66
015 612	00137	CYNTHIA M IVY	480.00	8400.00	90.00	1575.00	16.50	288.75	40.00	700.00	626.50	10963.75
015 612	00040	TRAVIS JACKSON JR	480.00	8587.20	67.24	1202.92	35.75	639.57	20.00	357.80	602.99	10787.49
015 612	01231	DANNY L LAMBERT	.00	.00	.00	.00	.00	.00	.00	.00	.00	.00
015 612	01103	DANIEL M PARKER	30.02	510.34	20.04	340.68	3.25	55.25	30.00	510.00	83.31	1416.27
015 612	00257	WILLIAM J RAYON	40.74	728.84	36.78	657.99	30.25	541.17	50.00	894.50	157.77	2822.50
015 612	01259	JOHN E SCOTT	6.76	120.94	86.80	1552.85	30.75	550.12	40.00	715.60	164.31	2939.51
015 612	01447	CHARLES A SCOTT	.00	.00	.00	.00	.00	.00	.00	.00	.00	.00
015 612	00309	JAMES J SEMIEN	467.98	8372.16	120.00	2146.80	4.75	84.98	40.00	715.60	632.73	11319.54
015 612	01090	CLAYTON L SMITH	13.34	238.65	6.68	119.51	.00	.00	.00	.00	20.02	358.16
015 612	01423	CARROLL R SMITH	37.02	682.28	20.04	369.34	9.50	175.09	30.00	552.90	96.56	1779.61
015 612	00613	JOHN C TROUSDALE	11.38	203.59	48.42	866.23	.25	4.47	30.00	536.70	90.05	1610.99
015 612	01288	JOHN W WILSON	126.74	2691.96	106.78	2268.01	40.00	849.60	30.00	637.20	303.52	6446.77
DEPARTMENT TOTALS			2391.77	46214.92	917.33	17640.54	503.50	10729.47	410.00	7650.80	4222.60	82235.73
015 613	00169	MICHAEL W BORSKI	480.00	8064.00	120.00	2016.00	159.00	2671.20	20.00	336.00	779.00	13087.20
015 613	00175	BRADLEY W BORSKI	409.51	6449.78	111.47	1755.65	59.25	933.19	20.00	315.00	600.23	9453.62
015 613	00719	GEORGE BURRELL JR	212.16	2840.82	87.37	1169.88	125.75	1683.79	16.00	214.24	441.28	5908.73
015 613	00863	CARL H CADE	114.49	1946.33	75.03	1275.51	.75	12.75	20.00	340.00	210.27	3574.59
015 613	01349	DUSTIN T CARLETON	.00	.00	.00	.00	.00	.00	.00	.00	.00	.00
015 613	01315	RICKY D CAROTHERS JR	28.06	501.99	59.60	1066.24	31.75	568.01	30.00	536.70	149.41	2672.94
015 613	00267	JOHNNY D CHAPMAN	104.43	1868.25	103.47	1851.08	103.50	1851.62	20.00	357.80	331.40	5928.75
015 613	01363	MILLARD E CHAPMAN	66.70	1067.20	33.40	534.40	4.50	72.00	20.00	320.00	124.60	1993.60
015 613	01085	JAY C COOK	15.51	256.54	15.05	248.93	68.75	1137.13	20.00	330.80	119.31	1973.40
015 613	01251	CARL S DEVILLE	103.43	1758.31	78.47	1333.99	57.00	969.00	20.00	340.00	258.90	4401.30
015 613	01243	TIFFANY M GRAHAM	53.77	875.38	58.81	957.43	.00	.00	20.00	325.60	132.58	2158.41
015 613	01164	THOMAS G HAZLETT	6.87	113.63	90.16	1491.25	40.25	665.74	20.00	330.80	157.28	2601.42
015 613	01287	MICHELLE R LOMAS	31.74	425.00	66.78	894.18	13.00	174.07	.00	.00	111.52	1493.25
015 613	01415	FERNANDO M LOMAS	6.69	119.62	23.38	418.03	.00	.00	20.00	357.60	50.07	895.25
015 613	00911	JAMES W MCINTOSH	96.68	1624.22	58.26	978.77	32.25	541.80	20.00	336.00	207.19	3480.79
015 613	01139	CRYSTAL G PORTER	76.81	1129.11	71.85	1056.20	10.75	158.03	28.00	411.60	187.41	2754.94
015 613	00307	JERRY L RIVES	480.00	11846.40	110.00	2714.80	189.75	4683.03	10.00	246.80	789.75	19491.03
015 613	01313	LARRY W RIVES	56.73	1014.90	66.77	1194.52	47.75	854.25	20.00	357.80	191.25	3421.47
015 613	00915	ELOY J RODRIGUEZ	255.53	5902.74	120.00	2772.00	307.00	7091.70	20.00	462.00	702.53	16228.44
015 613	00707	MICHAEL R SELLERS	480.00	8587.20	67.66	1210.44	147.00	2629.83	20.00	357.80	714.66	12785.27
015 613	00886	TOMMY J SMALL	95.50	1623.50	85.94	1460.98	240.75	4092.75	20.00	340.00	442.19	7517.23
015 613	00042	LORETTA J STARK	480.00	6427.20	116.68	1562.35	171.50	2296.39	31.00	415.09	799.18	10701.03
015 613	00067	CLAYTON W STARK	172.56	2933.52	64.38	1094.46	4.00	68.00	30.00	510.00	270.94	4605.98
015 613	00358	DAVID J STARK	.00	.00	.00	.00	.00	.00	.00	.00	.00	.00
015 613	01433	JAYCOB R TULLOCK	13.34	173.42	6.68	86.84	.00	.00	.00	.00	20.02	260.26
015 613	00047	BRADFORD P WILLIAMSON	86.16	1541.40	71.20	1273.77	34.75	621.68	20.00	357.80	212.11	3794.65

FOR PAY PERIOD ENDING 07/25/2017

DEPT NUMBER	EMP#	EMPLOYEE NAME	--- SICK LEAVE AVAIL	--- SICK LEAVE VALUE	--- VACATION AVAIL	--- VACATION VALUE	--- COMP AVAIL	--- COMP TIME VALUE	--- HOLIDAY AVAIL	--- HOLIDAY VALUE	--- TOTALS AVAIL	--- TOTALS VALUE
015 613	01416	DANNY R YOCUM II	46.69	793.73	23.38	397.46	38.25	650.25	20.00	340.00	128.32	2181.44
DEPARTMENT TOTALS			3973.36	69884.19	1785.79	30815.16	1887.25	34426.21	485.00	8239.43	8131.40	143364.99
015 614	01421	TROY G BROWN	36.69	862.95	23.38	549.90	.00	.00	40.00	940.80	100.07	2353.65
015 614	00251	RICKY D BURT	11.78	194.84	35.32	584.19	.00	.00	40.00	661.60	87.10	1440.63
015 614	00657	BUDDY R CULLEY II	29.76	492.23	52.38	866.37	.00	.00	40.00	661.60	122.14	2020.20
015 614	01359	ANDREW N HAUKE	31.20	421.20	33.40	450.90	.00	.00	40.00	540.00	104.60	1412.10
015 614	01449	ZACHARY M HIGHTOWER	.00	.00	.00	.00	.00	.00	.00	.00	.00	.00
015 614	01099	ALLEN W MAY	62.00	1025.48	36.54	604.37	8.00	132.32	40.00	661.60	146.54	2423.77
015 614	01365	RONDA S POLING	60.03	1117.76	30.06	559.72	38.75	721.53	30.00	558.60	158.84	2957.61
015 614	00149	JASON R SHAW	306.27	5065.71	93.46	1545.83	17.00	281.18	40.00	661.60	456.73	7554.32
015 614	00718	JUSTIN W SHAW	37.11	584.48	8.11	127.73	4.50	70.88	30.00	472.50	79.72	1255.59
DEPARTMENT TOTALS			574.84	9764.65	312.65	5289.01	68.25	1205.91	300.00	5158.30	1255.74	21417.87
015 615	00073	GEORGE L ADDINGTON	13.39	232.72	70.05	1217.47	45.75	795.14	.00	.00	129.19	2245.33
015 615	00916	JOHN A BOSTON SR	16.30	262.27	8.50	136.77	.00	.00	.00	.00	24.80	399.04
015 615	00034	DANNY C EARP	480.00	8491.20	83.36	1474.64	97.50	1724.78	20.00	353.80	680.86	12044.42
015 615	01290	JOSHUA D LANGDON	10.24	143.36	66.78	934.92	5.50	77.00	12.00	168.00	94.52	1323.28
015 615	01236	DARYL MCWHORTER	157.77	3822.77	106.81	2588.01	110.50	2677.42	6.00	145.38	381.08	9233.58
015 615	01432	SHAWN J MENARD	11.68	186.88	13.36	213.76	.00	.00	.00	.00	25.04	400.64
015 615	01333	JOSHUA K MITCHELL	28.72	445.16	26.76	414.78	7.00	108.50	.00	.00	62.48	968.44
015 615	01244	MISTY L MONTGOMERY	6.85	116.45	6.72	114.24	.00	.00	.00	.00	13.57	230.69
015 615	01407	AUBREY B PETERS	16.36	278.12	26.72	454.24	18.00	306.00	2.00	34.00	63.08	1072.36
015 615	01310	WILLIAM W RAYON	66.73	1067.68	46.77	748.32	104.25	1668.00	.00	.00	217.75	3484.00
015 615	01224	KAREN REITER	101.77	1849.16	94.81	1722.70	12.25	222.58	.00	.00	208.83	3794.44
015 615	01354	GENE A RHAME	50.04	850.68	40.08	681.36	15.75	267.75	5.00	85.00	110.87	1884.79
015 615	01345	TERRY C SLAUGHTER	79.38	1389.15	53.42	934.85	82.00	1435.00	45.00	787.50	259.80	4546.50
015 615	01272	BRANDON W SONES	13.50	226.13	12.04	201.67	6.00	100.50	.00	.00	31.54	528.30
015 615	01260	ELIJAH L THRASHER JR	19.51	341.43	66.80	1169.00	22.25	389.38	1.00	17.50	109.56	1917.31
015 615	01408	ERIC S VINING	53.36	907.12	26.72	454.24	17.00	289.00	10.00	170.00	107.08	1820.36
DEPARTMENT TOTALS			1125.60	20610.28	749.70	13460.97	543.75	10061.05	101.00	1761.18	2520.05	45893.48
FUND TOTALS			8065.57	146474.04	3765.47	67205.68	3002.75	56422.64	1296.00	22809.71	16129.79	292912.07

FOR PAY PERIOD ENDING 07/25/2017

DEPT NUMBER	EMP#	EMPLOYEE NAME	--- SICK LEAVE ---		--- VACATION ---		--- COMP TIME ---		--- HOLIDAY ---		--- TOTALS ---	
			AVAIL	VALUE	AVAIL	VALUE	AVAIL	VALUE	AVAIL	VALUE	AVAIL	VALUE
DEPARTMENT TOTALS			.00	.00	.00	.00	.00	.00	.00	.00	.00	.00
091 611 00771		JACK R CARRAWAY	.00	.00	.00	.00	.00	.00	.00	.00	.00	.00
091 611 01084		TERRY L DAVIS	326.84	5147.73	106.88	1683.36	15.00	236.25	.00	.00	448.72	7067.34
091 611 00605		ROBERT E NOACK	226.15	3561.86	36.87	580.70	3.00	47.25	.00	.00	266.02	4189.81
091 611 00253		EDWIN L PSENCIK	480.00	8966.40	120.00	2241.60	150.00	2802.00	.00	.00	750.00	14010.00
091 611 01339		ALICE R ROLKE	.00	.00	.00	.00	.00	.00	.00	.00	.00	.00
091 611 01340		WALTER W WADE	.00	.00	.00	.00	.00	.00	.00	.00	.00	.00
DEPARTMENT TOTALS			1032.99	17675.99	263.75	4505.66	168.00	3085.50	.00	.00	1464.74	25267.15
FUND TOTALS			1032.99	17675.99	263.75	4505.66	168.00	3085.50	.00	.00	1464.74	25267.15

FOR PAY PERIOD ENDING 07/25/2017

DEPT NUMBER	EMP#	EMPLOYEE NAME	--- SICK LEAVE AVAIL	--- SICK LEAVE VALUE	--- VACATION AVAIL	--- VACATION VALUE	--- COMP TIME AVAIL	--- COMP TIME VALUE	--- HOLIDAY AVAIL	--- HOLIDAY VALUE	--- TOTALS AVAIL	--- TOTALS VALUE
DEPARTMENT TOTALS			.00	.00	.00	.00	.00	.00	.00	.00	.00	.00
092 570	00188	KATHLEEN S BARRETT	.00	.00	.00	.00	.00	.00	.00	.00	.00	.00
092 570	00304	JENNIFER C BRAUNER	.00	.00	.00	.00	.00	.00	.00	.00	.00	.00
092 570	00909	LYNDA D FLEMING	.00	.00	.00	.00	.00	.00	.00	.00	.00	.00
092 570	00870	MILES D HARTLEIN	.00	.00	.00	.00	.00	.00	.00	.00	.00	.00
092 570	00165	CASUNDR K HEBERT	.00	.00	.00	.00	.00	.00	.00	.00	.00	.00
092 570	01114	JODI L HENK	.00	.00	.00	.00	.00	.00	.00	.00	.00	.00
092 570	01104	MARISA S HENRY	.00	.00	.00	.00	.00	.00	.00	.00	.00	.00
092 570	01250	KAREN R HUMBER	.00	.00	.00	.00	.00	.00	.00	.00	.00	.00
092 570	01169	CHRISTI M JOHNSON	.00	.00	.00	.00	.00	.00	.00	.00	.00	.00
092 570	00179	REAGAN E KEY	.00	.00	.00	.00	.00	.00	.00	.00	.00	.00
092 570	00033	DIANE P MANEK	.00	.00	.00	.00	.00	.00	.00	.00	.00	.00
092 570	00221	JOHN M MCADAMS	.00	.00	.00	.00	.00	.00	.00	.00	.00	.00
092 570	00908	ANGELA M MENDOZA	.00	.00	.00	.00	.00	.00	.00	.00	.00	.00
092 570	00353	CELESTE L MORENO	.00	.00	.00	.00	.00	.00	.00	.00	.00	.00
092 570	00064	KAREN L O'BRIEN	.00	.00	.00	.00	.00	.00	.00	.00	.00	.00
092 570	00921	LACI J OVERSTREET	.00	.00	.00	.00	.00	.00	.00	.00	.00	.00
092 570	01350	CHRISTOPHER D PARKER	.00	.00	.00	.00	.00	.00	.00	.00	.00	.00
092 570	00163	JON K PATTON	.00	.00	.00	.00	.00	.00	.00	.00	.00	.00
092 570	00038	DELMA J POWELL	.00	.00	.00	.00	.00	.00	.00	.00	.00	.00
092 570	00999	JEANETTE B RHAME	.00	.00	.00	.00	.00	.00	.00	.00	.00	.00
092 570	00164	STEVEN E SWAN	.00	.00	.00	.00	.00	.00	.00	.00	.00	.00
092 570	00722	LACY R TERAN	.00	.00	.00	.00	.00	.00	.00	.00	.00	.00
092 570	00208	LISA L WARREN	.00	.00	.00	.00	.00	.00	.00	.00	.00	.00
092 570	00898	KODY B WHITE	.00	.00	.00	.00	.00	.00	.00	.00	.00	.00
DEPARTMENT TOTALS			.00	.00	.00	.00	.00	.00	.00	.00	.00	.00
092 572	00993	VIVIANN W BOYER	.00	.00	.00	.00	.00	.00	.00	.00	.00	.00
092 572	00136	JASON W JONES	.00	.00	.00	.00	.00	.00	.00	.00	.00	.00
DEPARTMENT TOTALS			.00	.00	.00	.00	.00	.00	.00	.00	.00	.00
092 574	01136	CODY D ARNOLD	.00	.00	.00	.00	.00	.00	.00	.00	.00	.00
092 574	00204	ERICKA R CARLOCK	.00	.00	.00	.00	.00	.00	.00	.00	.00	.00
092 574	01154	EDDIE R GALLAWAY	.00	.00	.00	.00	.00	.00	.00	.00	.00	.00
092 574	00869	JEFFERY S LEE	.00	.00	.00	.00	.00	.00	.00	.00	.00	.00
092 574	01173	JESSE RAMOS JR	.00	.00	.00	.00	.00	.00	.00	.00	.00	.00
092 574	01318	ROGER G WIEBELHAUS	.00	.00	.00	.00	.00	.00	.00	.00	.00	.00
DEPARTMENT TOTALS			.00	.00	.00	.00	.00	.00	.00	.00	.00	.00
092 575	00109	TANYA M CHILDRESS	.00	.00	.00	.00	.00	.00	.00	.00	.00	.00

FOR PAY PERIOD ENDING 07/25/2017

DEPT NUMBER	EMP#	EMPLOYEE NAME	--- SICK LEAVE AVAIL	--- SICK LEAVE VALUE	--- VACATION AVAIL	--- VACATION VALUE	--- COMP TIME AVAIL	--- COMP TIME VALUE	--- HOLIDAY AVAIL	--- HOLIDAY VALUE	--- TOTALS AVAIL	--- TOTALS VALUE
		DEPARTMENT TOTALS	.00	.00	.00	.00	.00	.00	.00	.00	.00	.00
		FUND TOTALS	.00	.00	.00	.00	.00	.00	.00	.00	.00	.00

FOR PAY PERIOD ENDING 07/25/2017

DEPT NUMBER	EMP#	EMPLOYEE NAME	--- SICK AVAIL	LEAVE VALUE	---- VACATION AVAIL	----- VALUE	----- COMP AVAIL	TIME VALUE	----- HOLIDAY AVAIL	----- VALUE	----- TOTALS AVAIL	----- VALUE
DEPARTMENT TOTALS			.00	.00	.00	.00	.00	.00	.00	.00	.00	.00
093 570	00082	MOLLY K MCADAMS	480.00	11011.20	68.50	1571.39	17.00	389.98	.00	.00	565.50	12972.57
093 570	00371	TREY A MCCONNELL II	480.00	11256.00	120.00	2814.00	22.00	515.90	.00	.00	622.00	14585.90
093 570	00625	LAURIE N MCMILLAN	73.75	1559.81	32.69	691.39	.00	.00	.00	.00	106.44	2251.20
093 570	01115	DIANA K RODRIGUEZ	.00	.00	.00	.00	.00	.00	.00	.00	.00	.00
093 570	00184	ANTHONY R SCOTT	480.00	20644.80	97.00	4171.97	.00	.00	.00	.00	577.00	24816.77
093 570	00111	KELLY S SEMIEN	369.34	7988.82	120.00	2595.60	4.00	86.52	.00	.00	493.34	10670.94
DEPARTMENT TOTALS			1883.09	52460.63	438.19	11844.35	43.00	992.40	.00	.00	2364.28	65297.38
FUND TOTALS			1883.09	52460.63	438.19	11844.35	43.00	992.40	.00	.00	2364.28	65297.38

FOR PAY PERIOD ENDING 07/25/2017

DEPT NUMBER	EMP#	EMPLOYEE NAME	--- SICK LEAVE ---		---- VACATION ----		----- COMP TIME -----		----- HOLIDAY -----		----- TOTALS -----	
			AVAIL	VALUE	AVAIL	VALUE	AVAIL	VALUE	AVAIL	VALUE	AVAIL	VALUE
GRAND TOTALS			51450.77	24152.03	19419.66	372990.67	18100.08	346598.82	17111.25	328852.19	6081.76	2072593.71

Section 6 – Check Register

Bank Account	Check Number	Check Date	Payee	Amount	Type	Voided
CSCD	19626	07/10/2017	BUSINESS CARD	229.74	CHK	
CSCD	19627	07/10/2017	WESTERN AUTO ASSOCIATE STORE	1,549.87	CHK	
CSCD	19628	07/10/2017	CINTAS CORPORATION NO. 2	251.89	CHK	
CSCD	19629	07/10/2017	CORRECTIONS SOFTWARE SOLUTIONS	3,407.00	CHK	
CSCD	19630	07/10/2017	POTETZ HOME CENTER	21.24	CHK	
CSCD	19631	07/10/2017	EXPRESS LUBE OF LIBERTY	42.45	CHK	
CSCD	19632	07/10/2017	THE SASSI INSTITUTE	725.00	CHK	
CSCD	19633	07/10/2017	VERIZON WIRELESS	403.60	CHK	
CSCD	19634	07/10/2017	C N A SURETY	238.00	CHK	
CSCD	19635	07/10/2017	KONICA MINOLTA BUSINESS SOLUTI	53.54	CHK	
CSCD	19636	07/10/2017	ADAPT PROGRAMS, LLC	3,096.00	CHK	
CSCD	19637	07/10/2017	INTERNET MANAGEMENT SERVICES,	229.90	CHK	
CSCD	19638	07/10/2017	JOHN M. MCADAMS	120.91	CHK	
* CSCD	19640	07/12/2017	J. J. CHEVRON	420.83	CHK	
CSCD	19641	07/12/2017	KONICA MINOLTA BUSINESS SOLUTI	661.03	CHK	
CSCD	19642	07/12/2017	BBVA COMPASS	114.80	CHK	
CSCD	19643	07/24/2017	CINTAS	99.17	CHK	
CSCD	19644	07/24/2017	ARMADILLO PRINTING & GRAPHICS	75.00	CHK	
CSCD	19645	07/24/2017	JOHN DEERE FINANCIAL	26.99	CHK	
CSCD	19646	07/24/2017	VALERO MARKETING & SUPPLY CO.	189.23	CHK	
MAIN	22024	07/03/2017	CHARLES WIGGINS	1,250.00	CHK	
MAIN	22025	07/03/2017	CLEVELAND SENIOR CITIZENS	833.33	CHK	
MAIN	22026	07/03/2017	DAYTON SENIOR CITIZENS	833.33	CHK	
MAIN	22027	07/03/2017	GRACE INITIATIVE OF SOUTH LIBE	833.33	CHK	
MAIN	22028	07/03/2017	HARDIN SENIOR CITIZENS	333.33	CHK	
MAIN	22029	07/03/2017	LIBERTY COUNTY EMS, INC.	21,250.00	CHK	
MAIN	22030	07/03/2017	MARK MOREFIELD	1,800.00	CHK	
MAIN	22031	07/03/2017	PICKETT JOINT PROPERTIES	900.00	CHK	
MAIN	22032	07/03/2017	TRI-COUNTY MHMR	5,302.33	CHK	
MAIN	22033	07/06/2017	ROBERT E. THORNTON, JR	730.90	CHK	
MAIN	22034	07/07/2017	TEXAS DEPT. OF PUBLIC SAFETY	283.00	CHK	
MAIN	22035	07/10/2017	LIBERTY COUNTY DISTRICT CLERK	400.00	CHK	
MAIN	22036	07/10/2017	LUCY TREVIZO	120.00	CHK	
MAIN	22037	07/10/2017	TREY MCCONNELL	118.08	CHK	
MAIN	22038	07/10/2017	LAURIE MCMILLAN	289.21	CHK	
MAIN	22039	07/10/2017	TEXAS JUVENILE JUSTICE DEPT.	525.00	CHK	
MAIN	22040	07/10/2017	OMNI AUSTIN HOTEL @ SOUTHPARK	998.20	CHK	
MAIN	22041	07/10/2017	ADAPT PROGRAMS, LLC	2,360.00	CHK	
MAIN	22042	07/10/2017	KELLY SEMIEN	240.00	CHK	
MAIN	22043	07/10/2017	VERIZON WIRELESS	38.11	CHK	
MAIN	22044	07/10/2017	QUILL	121.86	CHK	
MAIN	22045	07/10/2017	TREY MCCONNELL	144.00	CHK	
MAIN	22046	07/10/2017	ANTHONY SCOTT	144.00	CHK	
MAIN	22047	07/10/2017	KELLY SEMIEN	285.12	CHK	
MAIN	22048	07/10/2017	AMERICAN INDUSTRIAL - CLEVELAN	143.45	CHK	
MAIN	22049	07/12/2017	AT & T	90.57	CHK	
MAIN	22050	07/12/2017	BRENDA PECKINPAUGH	30.49	CHK	
MAIN	22051	07/12/2017	COMCAST	712.42	CHK	
MAIN	22052	07/12/2017	ENTERGY	191.89	CHK	
MAIN	22053	07/12/2017	FRONTIER COMMUNICATIONS	2,995.37	CHK	
MAIN	22054	07/12/2017	HULL FRESH WATER SUPPLY DIST.	37.00	CHK	
MAIN	22055	07/12/2017	INTERNET MANAGEMENT SERVICES,	944.70	CHK	

* INDICATES A GAP IN CHECK # SEQUENCE

Bank Account	Check Number	Check Date	Payee	Amount	Type	Voided
MAIN	22056	07/12/2017	JO ANNE LEGER	52.00	CHK	
MAIN	22057	07/12/2017	LT'S GARBAGE SERVICE	624.63	CHK	
MAIN	22058	07/12/2017	MONARCH UTILITIES, INC.	90.89	CHK	
MAIN	22059	07/12/2017	SOUTHEAST TEXAS WATER	29.80	CHK	
MAIN	22060	07/12/2017	WILLIAM HERGEMUELLER	506.11	CHK	
MAIN	22061	07/11/2017	ALLISON FUNERAL SVC	400.00	CHK	
MAIN	22062	07/11/2017	A SILVER LINING	22.00	CHK	
MAIN	22063	07/11/2017	A T & T	62.02	CHK	
MAIN	22064	07/11/2017	A-1 TEL-COM SECURITY	3,079.97	CHK	
MAIN	22065	07/11/2017	ADAPCO, INC.	12,141.80	CHK	
MAIN	22066	07/11/2017	AKIN'S AUTO & SERVICE CENTER	1,611.46	CHK	
MAIN	22067	07/11/2017	ALEXIS CORDOVA	214.54	CHK	
MAIN	22068	07/11/2017	ALFORD FUELS	16.00	CHK	
MAIN	22069	07/11/2017	ALICE R. ROLKE	59.92	CHK	
MAIN	22070	07/11/2017	ALKLEAN INDUSTRIES, INC.	489.98	CHK	
MAIN	22071	07/11/2017	ALLEN'S GARAGE	150.00	CHK	
MAIN	22072	07/11/2017	ALLISON TROUSDALE	2,550.00	CHK	
MAIN	22073	07/11/2017	AMERICAN INDUSTRIAL	24.00	CHK	
MAIN	22074	07/11/2017	AMERICAN TOWER SYSTEMS, L.P.	3,275.60	CHK	
MAIN	22075	07/11/2017	ANDRES FERNANDEZ=DIAZ	1,200.00	CHK	
MAIN	22076	07/11/2017	ANN DANIELS	480.00	CHK	
MAIN	22077	07/11/2017	AT & T	286.08	CHK	
MAIN	22078	07/11/2017	AT&T	6,280.30	CHK	
MAIN	22079	07/11/2017	B J FORD-MERCURY CO	65.69	CHK	
MAIN	22080	07/11/2017	BARRY STEWART	480.00	CHK	
MAIN	22081	07/11/2017	BLUEBONNET NATURAL GAS, LLC	63.07	CHK	
MAIN	22082	07/11/2017	BRETT AUDILET	17.00	CHK	
MAIN	22083	07/11/2017	BRIDGEHAVEN CHILDREN'S ADVOCAC	214.00	CHK	
MAIN	22084	07/11/2017	BROOKE IVEY	160.00	CHK	
MAIN	22085	07/11/2017	BROOKSHIRE BROS LTD.	254.02	CHK	
MAIN	22086	07/11/2017	BROOKSIDE EQUIPMENT SALES, INC	247.49	CHK	
MAIN	22087	07/11/2017	BRYAN MATYEAR	40.00	CHK	
MAIN	22088	07/11/2017	BYERS TRUCK & TRAILER	120.00	CHK	
MAIN	22089	07/11/2017	CALVARY MEDICAL, PA	60.33	CHK	
MAIN	22090	07/11/2017	CANON FINANCIAL SERVICES	369.82	CHK	
MAIN	22091	07/11/2017	CANON SOLUTIONS AMERICA	69.22	CHK	
MAIN	22092	07/11/2017	CASA OF LIBERTY/CHAMBERS COUNT	36.00	CHK	
MAIN	22093	07/11/2017	CDW-G	544.83	CHK	
MAIN	22094	07/11/2017	CENTERPOINT ENERGY ENTEX	170.09	CHK	
MAIN	22095	07/11/2017	CHRISTUS ST. ELIZABETH HOSPITA	4,104.00	CHK	
MAIN	22096	07/11/2017	CIARA B. TANNER	2,650.00	CHK	
MAIN	22097	07/11/2017	CIOX HEALTH	235.36	CHK	
MAIN	22098	07/11/2017	CITY OF HARDIN	64.00	CHK	
MAIN	22099	07/11/2017	CLAWSON'S COPY SHOPPE	345.41	CHK	
MAIN	22100	07/11/2017	CLEVELAND FIRE DEPT.	7,083.33	CHK	
MAIN	22101	07/11/2017	CNH CAPITAL AMERICA LLC	1,502.40	CHK	
MAIN	22102	07/11/2017	COASTAL WELDING SUPPLY	82.23	CHK	
MAIN	22103	07/11/2017	CODY PARRISH-JP#3	600.00	CHK	
MAIN	22104	07/11/2017	COMCAST	78.73	CHK	
MAIN	22105	07/11/2017	COMPUTER SOLUTIONS	3,410.00	CHK	
MAIN	22106	07/11/2017	CONTRACT LAND STAFF, LLC	23,011.89	CHK	07/11/2017
MAIN	22107	07/11/2017	CROSSPOINT COMMUNICATIONS	1,076.40	CHK	

Bank Account	Check Number	Check Date	Payee	Amount	Type	Voided
MAIN	22108	07/11/2017	CRYSTAL MAGEE	600.00	CHK	
MAIN	22109	07/11/2017	CYPRESS LAKES VOLUNTEER FIRE D	1,666.67	CHK	
MAIN	22110	07/11/2017	DAN BRADLEY	1,350.00	CHK	
MAIN	22111	07/11/2017	DAVID GLENN WILLIAMS	4,125.00	CHK	
MAIN	22112	07/11/2017	DAVID STARK	100.00	CHK	
MAIN	22113	07/11/2017	DAVID WATROUS	440.00	CHK	
MAIN	22114	07/11/2017	DAVID YATES	520.00	CHK	
MAIN	22115	07/11/2017	DAYTON ELECTRIC CO.	2,427.38	CHK	
MAIN	22116	07/11/2017	DAYTON SEAFOOD AND STEAKHOUSE	22.27	CHK	
MAIN	22117	07/11/2017	DAYTON VFD	5,000.00	CHK	
MAIN	22118	07/11/2017	DE LAGE LANDEN FINANCIAL SVCS,	1,536.88	CHK	
MAIN	22119	07/11/2017	DEBRA MIZE	40.98	CHK	
MAIN	22120	07/11/2017	DENNIS GILBERT	971.98	CHK	
MAIN	22121	07/11/2017	DEVERS VFD	1,666.67	CHK	
MAIN	22122	07/11/2017	DIAMON C AWARDS	248.00	CHK	
MAIN	22123	07/11/2017	DISH	45.35	CHK	
MAIN	22124	07/11/2017	DOUGLAS WHITMIRE	520.00	CHK	
MAIN	22125	07/11/2017	ELIZABETH E. COKER	6,900.00	CHK	
MAIN	22126	07/11/2017	ERIC DOWNS	160.00	CHK	
MAIN	22127	07/11/2017	ESS OF SOUTH TEXAS, LLC	440.84	CHK	
MAIN	22128	07/11/2017	FAMILY HEALTH CLINIC	220.73	CHK	
MAIN	22129	07/11/2017	FARRAH F. HARPER	3,500.00	CHK	
MAIN	22130	07/11/2017	FRONTIER COMMUNICATIONS	731.86	CHK	
MAIN	22131	07/11/2017	G & K SERVICES	2,346.07	CHK	
MAIN	22132	07/11/2017	GARY F DENNISON	625.00	CHK	
MAIN	22133	07/11/2017	GENERAL LAND OFFICE	561.00	CHK	
MAIN	22134	07/11/2017	GERALD BAGWELL	1,800.00	CHK	
MAIN	22135	07/11/2017	GREGOR JAMISON	480.00	CHK	
MAIN	22136	07/11/2017	HALLSIGNS	1,343.01	CHK	
MAIN	22137	07/11/2017	HARDIN COUNTY JUVENILE PROBATI	3,360.00	CHK	
MAIN	22138	07/11/2017	HARDIN VFD	833.33	CHK	
MAIN	22139	07/11/2017	HARDIN WATER SUPPLY CORP.	57.64	CHK	
MAIN	22140	07/11/2017	HEAD & GUILD	570.00	CHK	
MAIN	22141	07/11/2017	HEALTH CARE SERVICE CORP.	2,974.62	CHK	
MAIN	22142	07/11/2017	HEALTH CENTER OF SOUTHEAST TEX	353.68	CHK	
MAIN	22143	07/11/2017	HIGHWAY 321 VFD	5,500.00	CHK	
MAIN	22144	07/11/2017	HOPE CROSS	805.45	CHK	
MAIN	22145	07/11/2017	HOUSTON FREIGHTLINER STERLING	234.94	CHK	
MAIN	22146	07/11/2017	HOUSTON NORTHWEST RADIOLOGY AS	224.53	CHK	
MAIN	22147	07/11/2017	HULL-DAISETTA VFD	833.33	CHK	
MAIN	22148	07/11/2017	IAN L. JUSTICE	300.00	CHK	
MAIN	22149	07/11/2017	INDIGENT HEALTHCARE SOLUTIONS	2,414.00	CHK	
MAIN	22150	07/11/2017	INTERNATIONAL TRUCKS OF HOUST	4,470.82	CHK	
MAIN	22151	07/11/2017	JAIME CARTER	3,170.95	CHK	
MAIN	22152	07/11/2017	JAMES M. GOTT	706.67	CHK	
MAIN	22153	07/11/2017	JAMISON UNDERWRITING SERVICES	1,727.93	CHK	
MAIN	22154	07/11/2017	JAX	131.85	CHK	
MAIN	22155	07/11/2017	JEFFERSON COUNTY CLERK	522.00	CHK	
MAIN	22156	07/11/2017	JEFFERSON COUNTY JUVENILE PROB	8,085.00	CHK	
MAIN	22157	07/11/2017	JEREMY RAYMOND	440.00	CHK	
MAIN	22158	07/11/2017	JERRY E. ANDRESS	300.00	CHK	
MAIN	22159	07/11/2017	JIM CLYMER	320.00	CHK	

Bank Account	Check Number	Check Date	Payee	Amount	Type	Voided
MAIN	22160	07/11/2017	JJ CHEVRON #3	285.50	CHK	
MAIN	22161	07/11/2017	JOHN DEERE FINANCIAL	448.44	CHK	
MAIN	22162	07/11/2017	JOHN J. HEBERT DIST. INC.	19,921.13	CHK	
MAIN	22163	07/11/2017	JOLYNN REYNOLDS	410.26	CHK	
MAIN	22164	07/11/2017	JUDGE MARK MOREFIELD	349.48	CHK	
MAIN	22165	07/11/2017	KAYLA HERRINGTON	4,143.54	CHK	
MAIN	22166	07/11/2017	KEATON D. KIRKWOOD	1,360.00	CHK	
MAIN	22167	07/11/2017	KELLY'S A/C & HEATING	3,600.00	CHK	
MAIN	22168	07/11/2017	KENEFICK VFD	833.33	CHK	
MAIN	22169	07/11/2017	KIMBERLY MEADOWS	29.95	CHK	
MAIN	22170	07/11/2017	KNIFE RIVER	7,690.40	CHK	
MAIN	22171	07/11/2017	LASER PRINTERS & MAILING SVCS	3,956.97	CHK	
MAIN	22172	07/11/2017	LAW ENFORCEMENT SYSTEMS, INC.	697.00	CHK	
MAIN	22173	07/11/2017	LES HULSEY	15.00	CHK	
MAIN	22174	07/11/2017	LIBERTY CO. CHILD PROT SVC.	2,036.00	CHK	
MAIN	22175	07/11/2017	LIBERTY COUNTY CLERK	10.00	CHK	
MAIN	22176	07/11/2017	LIBERTY COUNTY HAZ-MAT	1,666.67	CHK	
MAIN	22177	07/11/2017	LIBERTY FIRE DEPT.	833.33	CHK	
MAIN	22178	07/11/2017	LIBERTY MATERIAL, INC.	2,414.40	CHK	
MAIN	22179	07/11/2017	LIBERTY MEDICAL SURGICAL CLIN	114.00	CHK	
MAIN	22180	07/11/2017	LIBERTY/DAYTON HOSPITAL	3,297.48	CHK	
MAIN	22181	07/11/2017	LINDA LEONARD	278.20	CHK	
MAIN	22182	07/11/2017	LOGAN PICKETT	292.86	CHK	
MAIN	22183	07/11/2017	LONE STAR PRODUCTS & EQUIPMENT	225.00	CHK	
MAIN	22184	07/11/2017	LOWE'S TIRE CENTER	60.00	CHK	
MAIN	22185	07/11/2017	LUCY TREVIZO	68.00	CHK	
MAIN	22186	07/11/2017	M & D SUPPLY, INC.	147.82	CHK	
MAIN	22187	07/11/2017	MANATRON	6,122.91	CHK	
MAIN	22188	07/11/2017	MARK BEAUSOLEIL	400.00	CHK	
MAIN	22189	07/11/2017	MARTIN MARIETTA MATERIALS	1,906.22	CHK	
MAIN	22190	07/11/2017	MCCOY'S	380.58	CHK	
MAIN	22191	07/11/2017	MICHAEL GRIFFIN	520.00	CHK	
MAIN	22192	07/11/2017	MICHELLE MANGUM-MERENDINO	600.00	CHK	
MAIN	22193	07/11/2017	MOSS BLUFF VFD	1,250.00	CHK	
MAIN	22194	07/11/2017	MOSS HILL SERVICES	325.00	CHK	
MAIN	22195	07/11/2017	MUSTANG RENTAL	3,073.52	CHK	
MAIN	22196	07/11/2017	NATALIE ROPER	71.53	CHK	
MAIN	22197	07/11/2017	NEAL FUNERAL HOME	1,380.00	CHK	
MAIN	22198	07/11/2017	NORTH LIBERTY VFD	3,500.00	CHK	
MAIN	22199	07/11/2017	O'REILLY AUTOMOTIVE STORES, IN	2,652.12	CHK	
MAIN	22200	07/11/2017	OFFICE DEPOT	4,262.22	CHK	
MAIN	22201	07/11/2017	ONSITE DECALS.COM	900.00	CHK	
MAIN	22202	07/11/2017	PACE-STANCIL FUNERAL HOME	676.00	CHK	
MAIN	22203	07/11/2017	PAUL LOWREY	172.00	CHK	
MAIN	22204	07/11/2017	PAULETTE WILLIAMS	805.45	CHK	
MAIN	22205	07/11/2017	PERFORMANCE TRUCK	296.44	CHK	
MAIN	22206	07/11/2017	PLUM GROVE VFD	2,916.67	CHK	
MAIN	22207	07/11/2017	POTETZ HOME CENTER	283.17	CHK	
MAIN	22208	07/11/2017	POTETZ HOME CENTER	524.00	CHK	
MAIN	22209	07/11/2017	PRECISE SAFETY & CONSULTING, I	240.00	CHK	
MAIN	22210	07/11/2017	PREMIER CARDIOVASCULAR CONSULT	59.56	CHK	
MAIN	22211	07/11/2017	PRODUCTION EQUIPMENT SUPPLY C	280.45	CHK	

Bank Account	Check Number	Check Date	Payee	Amount	Type	Voided
MAIN	22212	07/11/2017	QUEST DIAGNOSTIC	737.51	CHK	
MAIN	22213	07/11/2017	QUILL	1,761.25	CHK	
MAIN	22214	07/11/2017	R.B. EVERETT & COMPANY	278.11	CHK	
MAIN	22215	07/11/2017	RANDY CONDRA	80.00	CHK	
MAIN	22216	07/11/2017	REBA A. EICHELBERGER	3,825.00	CHK	
MAIN	22217	07/11/2017	RICOH	456.56	CHK	
MAIN	22218	07/11/2017	ROJAS LAWN SERVICE	500.00	CHK	
MAIN	22219	07/11/2017	ROLONDRIA WEBB	50.74	CHK	
MAIN	22220	07/11/2017	ROSCOE WELLS	520.00	CHK	
MAIN	22221	07/11/2017	ROY FLORA	88.81	CHK	
MAIN	22222	07/11/2017	S & T TRUCKING	10,125.00	CHK	
MAIN	22223	07/11/2017	SAN JACINTO EMERGENCY PHYSICIA	98.98	CHK	
MAIN	22224	07/11/2017	SARAH ELLIS IVERSON	2,650.00	CHK	
MAIN	22225	07/11/2017	SCRIPT CARE, LTD	561.73	CHK	
MAIN	22226	07/11/2017	SECRETARY OF STATE	420.00	CHK	
MAIN	22227	07/11/2017	SELF & HOANG, PLLC	600.00	CHK	
MAIN	22228	07/11/2017	SHOPPA'S	1,843.62	CHK	
MAIN	22229	07/11/2017	SIERRA SPRINGS	59.35	CHK	
MAIN	22230	07/11/2017	SILSBEE FORD	20,236.45	CHK	
MAIN	22231	07/11/2017	SOUTHERN TIRE MART, LLC	2,275.75	CHK	
MAIN	22232	07/11/2017	STAPLES BUSINESS ADVANTAGE	54.63	CHK	
MAIN	22233	07/11/2017	STERLING FUNERAL HOME	400.00	CHK	
MAIN	22234	07/11/2017	STEVEN ANDRUS	440.00	CHK	
MAIN	22235	07/11/2017	SUPPLYWORKS	822.02	CHK	
MAIN	22236	07/11/2017	T & T TIRE SERVICE	391.50	CHK	
MAIN	22237	07/11/2017	TARKINGTON TRUCK SERVICE	750.00	CHK	
MAIN	22238	07/11/2017	TARKINGTON VFD	6,416.67	CHK	
MAIN	22239	07/11/2017	TARKINGTON WATER SUPPLY CORP.	43.60	CHK	
MAIN	22240	07/11/2017	TDCAA NOW TRUST FUND	55.00	CHK	
MAIN	22241	07/11/2017	TEXAS ASSOCIATION OF COUNTIES	10,017.50	CHK	
MAIN	22242	07/11/2017	THOMAS M. WHITWORTH	230.00	CHK	
MAIN	22243	07/11/2017	THRIF-TEE FOOD CENTER	29.90	CHK	
MAIN	22244	07/11/2017	TRACTOR SUPPLY CO.	27.57	CHK	
MAIN	22245	07/11/2017	TRINITY MATERIAL, INC.	6,444.62	CHK	
MAIN	22246	07/11/2017	TRINITY VALLEY TRACTORS, INC.	5,479.25	CHK	
MAIN	22247	07/11/2017	TRIUMPH INDUSTRIAL SUPPLY, LLC	282.48	CHK	
MAIN	22248	07/11/2017	VERIZON WIRELESS	1,375.83	CHK	
MAIN	22249	07/11/2017	VFW	1,200.00	CHK	
MAIN	22250	07/11/2017	VICTOR R. SCARANO, M.D., J.D.	1,800.00	CHK	
MAIN	22251	07/11/2017	VINDICATOR & PROGRESS	71.25	CHK	
MAIN	22252	07/11/2017	VOYAGER FLEET SYSTEMS, INC.	67.69	CHK	
MAIN	22253	07/11/2017	VULCAN CONSTRUCTION MATERIAL L	68,693.73	CHK	
MAIN	22254	07/11/2017	WALMART COMMUNITY/GE CONSUMERS	97.98	CHK	
MAIN	22255	07/11/2017	WASTE MANAGEMENT	376.52	CHK	
MAIN	22256	07/11/2017	WAY SERVICE LTD	695.00	CHK	
MAIN	22257	07/11/2017	WC OF TEXAS - KOUNTZE	17,935.00	CHK	
MAIN	22258	07/11/2017	WENDLANDS FARM PRODUCTS	100.00	CHK	
MAIN	22259	07/11/2017	WEST GROUP PAYMENT CENTER	1,821.79	CHK	
MAIN	22260	07/11/2017	WESTERN AUTO ASSOCIATE STORE	52.98	CHK	
MAIN	22261	07/11/2017	WESTLAKE VFD	416.66	CHK	
MAIN	22262	07/11/2017	WEX BANK	9,393.72	CHK	
MAIN	22263	07/11/2017	WHITENER ENTERPRISES INC.	5,970.23	CHK	

Bank Account	Check Number	Check Date	Payee	Amount	Type	Voided
MAIN	22264	07/11/2017	WHITENERS-DAYTON	1,067.90	CHK	
MAIN	22265	07/11/2017	WILLIAM KOEN	200.00	CHK	
MAIN	22266	07/11/2017	WOODPECKER VFD	833.33	CHK	
MAIN	22267	07/11/2017	XEROX CORPORATION	2,135.44	CHK	
MAIN	22268	07/11/2017	CONTRACT LAND STAFF, LLC	23,551.89	CHK	
MAIN	22269	07/11/2017	CMRS-PB	3,000.00	CHK	
MAIN	22270	07/13/2017	HARTFORD LIFE INSURANCE COMPAN	71.30	CHK	
MAIN	22271	07/13/2017	LIBERTY CO TEACHER CRED UNION	2,789.12	CHK	
MAIN	22272	07/13/2017	LIBERTY COUNTY INSURANCE & BEN	226,672.36	CHK	
MAIN	22273	07/13/2017	LIBERTY COUNTY PAYROLL	5,168.32	CHK	
MAIN	22274	07/13/2017	LIBERTY COUNTY PAYROLL	3,105.48	CHK	
MAIN	22275	07/13/2017	LIBERTY COUNTY PAYROLL	300.00	CHK	
MAIN	22276	07/13/2017	LIBERTY COUNTY PAYROLL CLEARIN	81,700.44	CHK	
MAIN	22277	07/13/2017	LIBERTY COUNTY PAYROLL CLEARIN	19,107.48	CHK	
MAIN	22278	07/13/2017	LIBERTY COUNTY PAYROLL CLEARIN	73,717.25	CHK	
MAIN	22279	07/13/2017	LIBERTY COUNTY PAYROLL CLEARIN	475,088.65	CHK	
MAIN	22280	07/13/2017	NATIONWIDE RETIREMENT SOLUTION	935.00	CHK	
MAIN	22281	07/13/2017	SOCIAL SECURITY ADMINISTRATION	155.48	CHK	
MAIN	22282	07/13/2017	THE HARTFORD	1,857.00	CHK	
MAIN	22283	07/13/2017	VALIC	721.00	CHK	
MAIN	22284	07/13/2017	LIBERTY COUNTY CLERK	1,000.00	CHK	
MAIN	22285	07/17/2017	LIBERTY COUNTY DISTRICT CLERK	80.00	CHK	
MAIN	22286	07/19/2017	LIBERTY COUNTY CLERK	1,000.00	CHK	
MAIN	22287	07/19/2017	A-1 TEL-COM SECURITY	248.80	CHK	
MAIN	22288	07/19/2017	AT & T	145.54	CHK	
MAIN	22289	07/19/2017	AT&T	2,650.30	CHK	
MAIN	22290	07/19/2017	CENTERPOINT ENERGY ENTEX	137.18	CHK	
MAIN	22291	07/19/2017	CITY OF DAYTON	603.31	CHK	
MAIN	22292	07/19/2017	CITY OF LIBERTY	10,326.06	CHK	
MAIN	22293	07/19/2017	COMCAST	112.04	CHK	
MAIN	22294	07/19/2017	ENTERGY	1,916.39	CHK	
MAIN	22295	07/19/2017	LEVEL 3 COMMUNICATIONS, LLC	2,562.79	CHK	
MAIN	22296	07/19/2017	LOGIX COMMUNICATIONS	1,853.60	CHK	
MAIN	22297	07/19/2017	SHECO	70.63	CHK	
MAIN	22298	07/19/2017	WAY SERVICE LTD	5,005.00	CHK	
MAIN	22299	07/24/2017	LUCY TREVIZO	240.00	CHK	
MAIN	22300	07/24/2017	KELLY SEMIEN	120.00	CHK	
MAIN	22301	07/24/2017	SANDRA L. DUNNUCK	200.00	CHK	
MAIN	22302	07/24/2017	ADAPT PROGRAMS, LLC	5,780.00	CHK	
MAIN	22303	07/24/2017	CASA OF LIBERTY/CHAMBERS COUNT	15,000.00	CHK	
MAIN	22304	07/25/2017	STATE BAR OF TEXAS	25.00	CHK	
MAIN	22305	07/25/2017	A-1 TEL-COM SECURITY	704.92	CHK	
MAIN	22306	07/25/2017	ADAMS HOME REPAIR	270.00	CHK	
MAIN	22307	07/25/2017	AKIN'S AUTO & SERVICE CENTER	1,170.19	CHK	
MAIN	22308	07/25/2017	ALL SEASONS	75.00	CHK	
MAIN	22309	07/25/2017	ALLIED ELEVATOR	300.00	CHK	
MAIN	22310	07/25/2017	ALLISON SOBOL	51.36	CHK	
MAIN	22311	07/25/2017	ALLISON TROUSDALE	3,700.00	CHK	
MAIN	22312	07/25/2017	AMERICAN TIRE DISTRIBUTOR	445.08	CHK	
MAIN	22313	07/25/2017	ANDERSON FORD	50.48	CHK	
MAIN	22314	07/25/2017	ANITA GOTTIPATI, MD	1,811.30	CHK	
MAIN	22315	07/25/2017	PINEY WOODS SANITATION	63.00	CHK	

Bank Account	Check Number	Check Date	Payee	Amount	Type	Voided
MAIN	22316	07/25/2017	B & H PHOTO	14.98	CHK	
MAIN	22317	07/25/2017	B J FORD-MERCURY CO	782.71	CHK	
MAIN	22318	07/25/2017	BEAR GRAPHICS	1,182.42	CHK	
MAIN	22319	07/25/2017	BICKERSTAFF HEATH DELGADO ACOS	472.50	CHK	
MAIN	22320	07/25/2017	BIS CONSULTING	6,000.00	CHK	
MAIN	22321	07/25/2017	BRETT AUDILET	16.25	CHK	
MAIN	22322	07/25/2017	CALVARY MEDICAL, PA	55.57	CHK	
MAIN	22323	07/25/2017	CARLOS PARRA	200.00	CHK	
MAIN	22324	07/25/2017	CASSAUNDR A LEOPARD	47.08	CHK	
MAIN	22325	07/25/2017	CDW-G	67.89	CHK	
MAIN	22326	07/25/2017	CERTIFIED LABORATORIES	270.90	CHK	
MAIN	22327	07/25/2017	CHAPMAN AIR CONDITIONING AND H	5,900.00	CHK	
MAIN	22328	07/25/2017	CHRISTINE LOUVIERE	898.75	CHK	
MAIN	22329	07/25/2017	CIARA B. TANNER	4,675.00	CHK	
MAIN	22330	07/25/2017	CIRA	638.00	CHK	
MAIN	22331	07/25/2017	CLAWSON'S COPY SHOPPE	656.65	CHK	
MAIN	22332	07/25/2017	CLERK OF COURT, CLIFF DRESSEL	23.00	CHK	
MAIN	22333	07/25/2017	CLIFTON V. SMITH COURT REPORT	105.00	CHK	
MAIN	22334	07/25/2017	COMPUTER SOLUTIONS	301.00	CHK	
MAIN	22335	07/25/2017	CONTRACTORS BUILDING SUPPLY CO	538.20	CHK	
MAIN	22336	07/25/2017	CORRECTIONS SOFTWARE SOLUTIONS	450.00	CHK	
MAIN	22337	07/25/2017	COUNTY & DISTRICT CLERK ASSOC	125.00	CHK	
MAIN	22338	07/25/2017	CRYSTAL MAGEE	2,000.00	CHK	
MAIN	22339	07/25/2017	DAN BRADLEY	2,250.00	CHK	
MAIN	22340	07/25/2017	DAVID STARK	100.00	CHK	
MAIN	22341	07/25/2017	DAYTON ELECTRIC CO.	904.00	CHK	
MAIN	22342	07/25/2017	DE LAGE LANDEN FINANCIAL SVCS,	610.55	CHK	
MAIN	22343	07/25/2017	DUSTIN PIASSOLI	77.04	CHK	
MAIN	22344	07/25/2017	ED D. LIECK	750.00	CHK	
MAIN	22345	07/25/2017	ELITE MEDICAL LABORATORY SOLUT	190.33	CHK	
MAIN	22346	07/25/2017	ELIZABETH E. COKER	2,400.00	CHK	
MAIN	22347	07/25/2017	ESS OF SOUTH TEXAS, LLC	294.60	CHK	
MAIN	22348	07/25/2017	F M M S HOLDINGS OF TEXAS, LLC	13,650.00	CHK	
MAIN	22349	07/25/2017	FARRAH F. HARPER	3,350.00	CHK	
MAIN	22350	07/25/2017	FRANK'S COLLISION REPAIR	1,688.40	CHK	
MAIN	22351	07/25/2017	G & K SERVICES	1,358.02	CHK	
MAIN	22352	07/25/2017	GIGATRON SOFTWARE CORPORATION	724.00	CHK	
MAIN	22353	07/25/2017	GT DISTRIBUTORS	372.33	CHK	
MAIN	22354	07/25/2017	GULF STATES MATERIAL, INC.	5,846.20	CHK	
MAIN	22355	07/25/2017	HALL,RADER & ASSOCIATES	511.35	CHK	
MAIN	22356	07/25/2017	HALLSIGNS	5,492.47	CHK	
MAIN	22357	07/25/2017	HARRIS COUNTY TREASURER	835.65	CHK	
MAIN	22358	07/25/2017	HEALTH CENTER OF SOUTHEAST TEX	256.91	CHK	
MAIN	22359	07/25/2017	HENRY DLABAY, JR	100.00	CHK	
MAIN	22360	07/25/2017	HOSPITAL DOCS	188.45	CHK	
MAIN	22361	07/25/2017	HOUSTON NORTHWEST RADIOLOGY AS	244.04	CHK	
MAIN	22362	07/25/2017	HOUSTON RADIOLOGY ASSOCIATES	96.23	CHK	
MAIN	22363	07/25/2017	HUGHES & LEISSNER	1,662.00	CHK	
MAIN	22364	07/25/2017	IAN L. JUSTICE	900.00	CHK	
MAIN	22365	07/25/2017	INDUSTRIAL CHEMICAL CLEANER,	190.52	CHK	
MAIN	22366	07/25/2017	INTER TRAN INTERPRETING LLC	894.55	CHK	
MAIN	22367	07/25/2017	IVAN PEARCE	9.61	CHK	

Bank Account	Check Number	Check Date	Payee	Amount	Type	Voided
MAIN	22368	07/25/2017	JAIME CARTER	1,100.00	CHK	
MAIN	22369	07/25/2017	JAMES M. GOTT	4,350.00	CHK	
MAIN	22370	07/25/2017	JAMIE M. HUDSPETH	460.00	CHK	
MAIN	22371	07/25/2017	JAY KNIGHT	347.29	CHK	
MAIN	22372	07/25/2017	JERRY E. ANDRESS	600.00	CHK	
MAIN	22373	07/25/2017	JO ANNE LEGER	252.00	CHK	
MAIN	22374	07/25/2017	JOHN J. HEBERT DIST. INC.	4,397.04	CHK	
MAIN	22375	07/25/2017	KAYLA HERRINGTON	4,323.54	CHK	
MAIN	22376	07/25/2017	KEATON D. KIRKWOOD	5,350.00	CHK	
MAIN	22377	07/25/2017	KIM HARRIS-CO. TREASURER	834.84	CHK	
MAIN	22378	07/25/2017	KING RANCH EMERGENCY PHYS, PLL	98.98	CHK	
MAIN	22379	07/25/2017	KONICA MINOLTA	161.02	CHK	
MAIN	22380	07/25/2017	KONICA MINOLTA BUSINESS SOLUTI	5.06	CHK	
MAIN	22381	07/25/2017	LAURIE LONG	48.15	CHK	
MAIN	22382	07/25/2017	LETICIA LONGMILES	300.00	CHK	
MAIN	22383	07/25/2017	LIBERTY CO. CHILD PROT SVC.	6.00	CHK	
MAIN	22384	07/25/2017	LIBERTY COUNTY CLERK	25.00	CHK	
MAIN	22385	07/25/2017	LIBERTY MEDICAL SURGICAL CLIN	190.00	CHK	
MAIN	22386	07/25/2017	LIBERTY POSTMASTER	116.00	CHK	
MAIN	22387	07/25/2017	LIBERTY/DAYTON HOSPITAL	2,814.50	CHK	
MAIN	22388	07/25/2017	LINDA LEONARD	169.75	CHK	
MAIN	22389	07/25/2017	LISA O'BANNON	500.00	CHK	
MAIN	22390	07/25/2017	LONE STAR PRODUCTS & EQUIPMENT	2,794.53	CHK	
MAIN	22391	07/25/2017	LOWE'S TIRE CENTER	360.00	CHK	
MAIN	22392	07/25/2017	LUCY TREVIZO	136.00	CHK	
MAIN	22393	07/25/2017	M & M AUTOMOTIVE	1,057.99	CHK	
MAIN	22394	07/25/2017	MICHELLE MANGUM-MERENDINO	2,400.00	CHK	
MAIN	22395	07/25/2017	MILAM DISCOUNT TIRE	490.45	CHK	
MAIN	22396	07/25/2017	MILENTZ STORAGE	2,850.00	CHK	
MAIN	22397	07/25/2017	MUSTANG CAT	2,248.25	CHK	
MAIN	22398	07/25/2017	NINTH COURT OF APPEALS	610.00	CHK	
MAIN	22399	07/25/2017	NORTH PARK BUILDING	2,875.00	CHK	
MAIN	22400	07/25/2017	NOTARY PUBLIC UNDERWRITERS AGE	102.75	CHK	
MAIN	22401	07/25/2017	O'REILLY AUTOMOTIVE STORES, IN	5,353.74	CHK	
MAIN	22402	07/25/2017	OFFICE DEPOT	1,156.98	CHK	
MAIN	22403	07/25/2017	OMNIBASE SERVICES, INC.	2,490.00	CHK	
MAIN	22404	07/25/2017	PACE STANCIL FUNERAL HOME	2,028.00	CHK	
MAIN	22405	07/25/2017	PACE-STANCIL FUNERAL HOME	676.00	CHK	
MAIN	22406	07/25/2017	PACK, SHIP & COPY	66.85	CHK	
MAIN	22407	07/25/2017	PEGGY THRASHER	125.73	CHK	
MAIN	22408	07/25/2017	PERFORMANCE TRUCK	103.73	CHK	
MAIN	22409	07/25/2017	PITNEY BOWES	1,291.50	CHK	
MAIN	22410	07/25/2017	POLK COUNTY SHERIFF'S OFFICE	1,050.00	CHK	
MAIN	22411	07/25/2017	POTETZ HOME CENTER	402.56	CHK	
MAIN	22412	07/25/2017	POTETZ HOME CENTER	250.06	CHK	
MAIN	22413	07/25/2017	PRECISE SAFETY & CONSULTING, I	195.00	CHK	
MAIN	22414	07/25/2017	PREMIER CARDIOVASCULAR CONSULT	290.20	CHK	
MAIN	22415	07/25/2017	PRODUCTION EQUIPMENT SUPPLY C	327.65	CHK	
MAIN	22416	07/25/2017	P2 EMULSIONS	26,881.17	CHK	
MAIN	22417	07/25/2017	QUEST DIAGNOSTIC	100.84	CHK	
MAIN	22418	07/25/2017	QUILL	1,544.53	CHK	
MAIN	22419	07/25/2017	R.B. EVERETT & COMPANY	11,493.80	CHK	

Bank Account	Check Number	Check Date	Payee	Amount	Type	Voided
MAIN	22420	07/25/2017	READYREFRESH	245.81	CHK	
MAIN	22421	07/25/2017	REBA A. EICHELBERGER	900.00	CHK	
MAIN	22422	07/25/2017	RED THE UNIFORM TAILOR	2,581.52	CHK	
MAIN	22423	07/25/2017	RICHARD LAWSON	47.00	CHK	
MAIN	22424	07/25/2017	RICK THOMPSON	300.00	CHK	
MAIN	22425	07/25/2017	RICOH	184.80	CHK	
MAIN	22426	07/25/2017	RJR FLOOR COVERING SERVICE	1,189.88	CHK	
MAIN	22427	07/25/2017	ROGER CHRISCO	600.00	CHK	
MAIN	22428	07/25/2017	RON'S TROPHYS	545.55	CHK	
MAIN	22429	07/25/2017	ROSS REPORTING SERVICES. INC	300.00	CHK	
MAIN	22430	07/25/2017	SAN JACINTO METHODIST HOSPITAL	568.20	CHK	
MAIN	22431	07/25/2017	SARAH ELLIS IVERSON	2,300.00	CHK	
MAIN	22432	07/25/2017	SCOTT PAWGAN	450.00	CHK	
MAIN	22433	07/25/2017	SCOTT-MERRIMAN, INC.	2,990.70	CHK	
MAIN	22434	07/25/2017	SCRIPT CARE, LTD	33.24	CHK	
MAIN	22435	07/25/2017	SELF & HOANG, PLLC	300.00	CHK	
MAIN	22436	07/25/2017	SHOPPA'S	1,653.38	CHK	
MAIN	22437	07/25/2017	SILSBEE FORD	25,303.00	CHK	
MAIN	22438	07/25/2017	SMITH TOWING	355.00	CHK	
MAIN	22439	07/25/2017	SOUTHEAST TEXAS WATER	84.60	CHK	
MAIN	22440	07/25/2017	SOUTHERN TIRE MART, LLC	2,230.82	CHK	
MAIN	22441	07/25/2017	STEPHEN HEBERT JP#1	438.21	CHK	
MAIN	22442	07/25/2017	SUPPLYWORKS	552.30	CHK	
MAIN	22443	07/25/2017	SWAIM, BRENTS & ASSOCIATES, PC	18,000.00	CHK	
MAIN	22444	07/25/2017	T & T TIRE SERVICE	267.50	CHK	
MAIN	22445	07/25/2017	TCEQ	1,240.00	CHK	
MAIN	22446	07/25/2017	TDCAA	185.00	CHK	
MAIN	22447	07/25/2017	TDCJ-CASHIERS OFFICE	2,562.30	CHK	
MAIN	22448	07/25/2017	TEXAS PARKS & WILDLIFE	1,179.55	CHK	
MAIN	22449	07/25/2017	TEXAS POLITICAL SUBDIVISIONS	46,067.00	CHK	
MAIN	22450	07/25/2017	TEXAS PUBLIC HEALTH ASSOCIATIO	145.00	CHK	
MAIN	22451	07/25/2017	TEXAS SECURITY SHREDDING	360.00	CHK	
MAIN	22452	07/25/2017	THE GEO GROUP, INC.	352,588.31	CHK	
MAIN	22453	07/25/2017	THOMAS M. WHITWORTH	340.00	CHK	
MAIN	22454	07/25/2017	TOMMY KOEN	172.17	CHK	
MAIN	22455	07/25/2017	TRACTOR SUPPLY CO.	39.96	CHK	
MAIN	22456	07/25/2017	TRANS UNION RISK & ALTERNATIVE	315.90	CHK	
MAIN	22457	07/25/2017	TRINITY GLASS & MIRROR CO.	156.50	CHK	
MAIN	22458	07/25/2017	TRINITY VALLEY TRACTORS, INC.	64.25	CHK	
MAIN	22459	07/25/2017	TURNER LEGAL GROUP	1,800.00	CHK	
MAIN	22460	07/25/2017	TX. DEPT. OF STATE HEALTH SERV	378.81	CHK	
MAIN	22461	07/25/2017	TX. WILDLIFE DAMAGE MGT. FD.	2,700.00	CHK	
MAIN	22462	07/25/2017	UNITED NORTHEAST RADIOLOGY LLP	43.32	CHK	
MAIN	22463	07/25/2017	VERIZON WIRELESS	1,844.57	CHK	
MAIN	22464	07/25/2017	VFW	1,000.00	CHK	
MAIN	22465	07/25/2017	VOYAGER FLEET SYSTEMS, INC.	614.24	CHK	
MAIN	22466	07/25/2017	VULCAN CONSTRUCTION MATERIAL L	64,659.47	CHK	
MAIN	22467	07/25/2017	WALLER COUNTY ASPHALT	2,749.80	CHK	
MAIN	22468	07/25/2017	WASTE MANAGEMENT	4,190.40	CHK	
MAIN	22469	07/25/2017	WAY SERVICE LTD	2,292.52	CHK	
MAIN	22470	07/25/2017	WC OF TEXAS - KOUNTZE	33,660.00	CHK	
MAIN	22471	07/25/2017	WEST GROUP PAYMENT CENTER	1,124.03	CHK	

Bank Account	Check Number	Check Date	Payee	Amount	Type	Voided
MAIN	22472	07/25/2017	WHITENER ENTERPRISES INC.	6,544.13	CHK	
MAIN	22473	07/25/2017	WHITENERS-DAYTON	1,423.11	CHK	
MAIN	22474	07/25/2017	WILLIAM A. AGNEW, JR	750.00	CHK	
MAIN	22475	07/25/2017	XEROX CORPORATION	1,716.47	CHK	
MAIN	22476	07/25/2017	LIBERTY COUNTY DISTRICT CLERK	420.00	CHK	
MAIN	22477	07/25/2017	LIBERTY CO TAX OFC	44.00	CHK	
MAIN	22478	07/25/2017	LIBERTY-DAYTON CHRYSLER DODGE	24,715.00	CHK	
MAIN	22479	07/25/2017	DETENTION LOCK & EQUIPMENT SER	41,436.39	CHK	
MAIN	22480	07/25/2017	SILVANA VENEGAS	256.80	CHK	
MAIN	22481	07/31/2017	AFLAC	13,617.92	CHK	
MAIN	22482	07/31/2017	HARTFORD LIFE INSURANCE COMPAN	45.18	CHK	
MAIN	22483	07/31/2017	LEGALSHIELD	28.89	CHK	
MAIN	22484	07/31/2017	LIBERTY CO TEACHER CRED UNION	2,739.12	CHK	
MAIN	22485	07/31/2017	LIBERTY COUNTY BENEFITS & INSU	7,474.03	CHK	
MAIN	22486	07/31/2017	LIBERTY COUNTY INSURANCE & BEN	225,844.19	CHK	
MAIN	22487	07/31/2017	LIBERTY COUNTY PAYROLL	5,168.32	CHK	
MAIN	22488	07/31/2017	LIBERTY COUNTY PAYROLL	3,317.98	CHK	
MAIN	22489	07/31/2017	LIBERTY COUNTY PAYROLL	300.00	CHK	
MAIN	22490	07/31/2017	LIBERTY COUNTY PAYROLL CLEARIN	321,472.40	CHK	
MAIN	22491	07/31/2017	LIBERTY COUNTY PAYROLL CLEARIN	74,931.86	CHK	
MAIN	22492	07/31/2017	LIBERTY COUNTY PAYROLL CLEARIN	17,524.56	CHK	
MAIN	22493	07/31/2017	LIBERTY COUNTY PAYROLL CLEARIN	60,019.27	CHK	
MAIN	22494	07/31/2017	LIBERTY COUNTY PAYROLL CLEARIN	442,255.96	CHK	
MAIN	22495	07/31/2017	NATIONWIDE RETIREMENT SOLUTION	935.00	CHK	
MAIN	22496	07/31/2017	SOCIAL SECURITY ADMINISTRATION	155.48	CHK	
MAIN	22497	07/31/2017	THE HARTFORD	1,767.00	CHK	
MAIN	22498	07/31/2017	VALIC	721.00	CHK	
MAIN	22499	07/27/2017	LIBERTY COUNTY DISTRICT CLERK	946.00	CHK	
MAIN	22500	07/31/2017	LIBERTY CO TAX OFC	16.75	CHK	07/31/2017
MAIN	22501	07/31/2017	LIBERTY COUNTY DISTRICT CLERK	480.00	CHK	
MAIN	22502	07/31/2017	LIBERTY CO TAX OFC	57.75	CHK	

* INDICATES A GAP IN CHECK # SEQUENCE

2 TOTAL VOIDED CHECKS	23,028.64
497 TOTAL CHECKS	3,463,125.20
0 TOTAL ELECTONIC PAYMENTS	0.00
0 TOTAL PAYROLL CHECKS	0.00
0 TOTAL ACH TRANSACTIONS	0.00

497 TOTAL ALL CHECKS	3,463,125.20